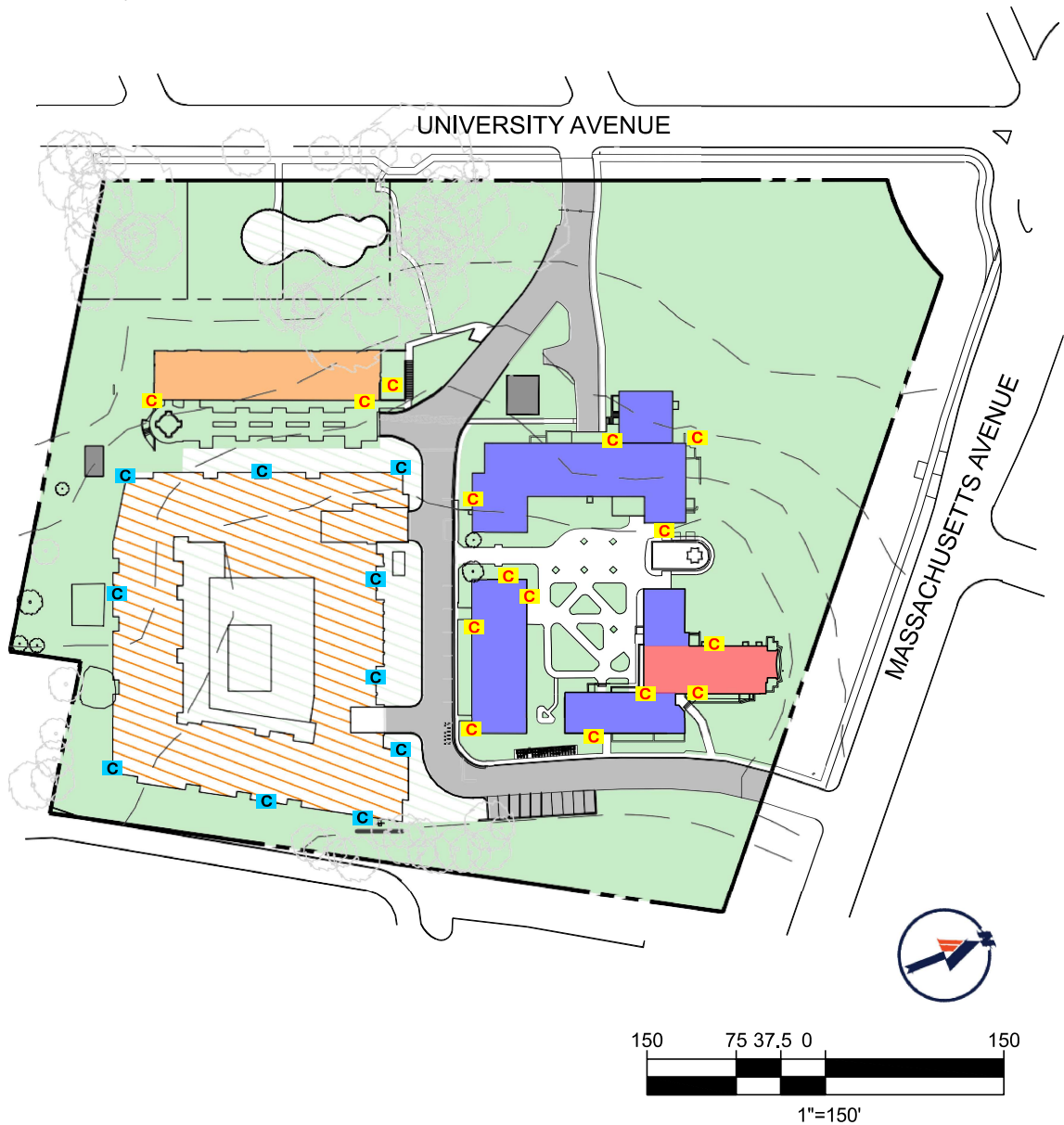








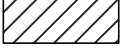






EXHIBIT 5

WESLEY SEMINARY CAMPUS PLAN


Campus Security Camera Plan



KEY

	PROPOSED RESIDENTIAL		RESIDENTIAL
	PROPOSED OPEN SPACE		ACADEMIC/ ADMINISTRATIVE
	PROPOSED SUPPORT PARKING/ OPEN AREA		CHAPEL
	PROPOSED SUPPORT STRUCTURE		SUPPORT STRUCTURES
	PROPOSED ACADEMIC/ ADMINISTRATIVE		SUPPORT PARKING/ OPEN AREA
	CAMPUS BOUNDARY		OPEN SPACE
	TREE		

 Camera Locations on Proposed Dorm

 Camera Locations on Campus Security

Note: Security camera locations are shown schematically and are subject to adjustment based on security consultant's recommendations.

BOHLER DC

1331 PENNSYLVANIA AVE., NW,
STE. 1250 NORTH
WASHINGTON, DC 20004
Phone: (202) 524-5700