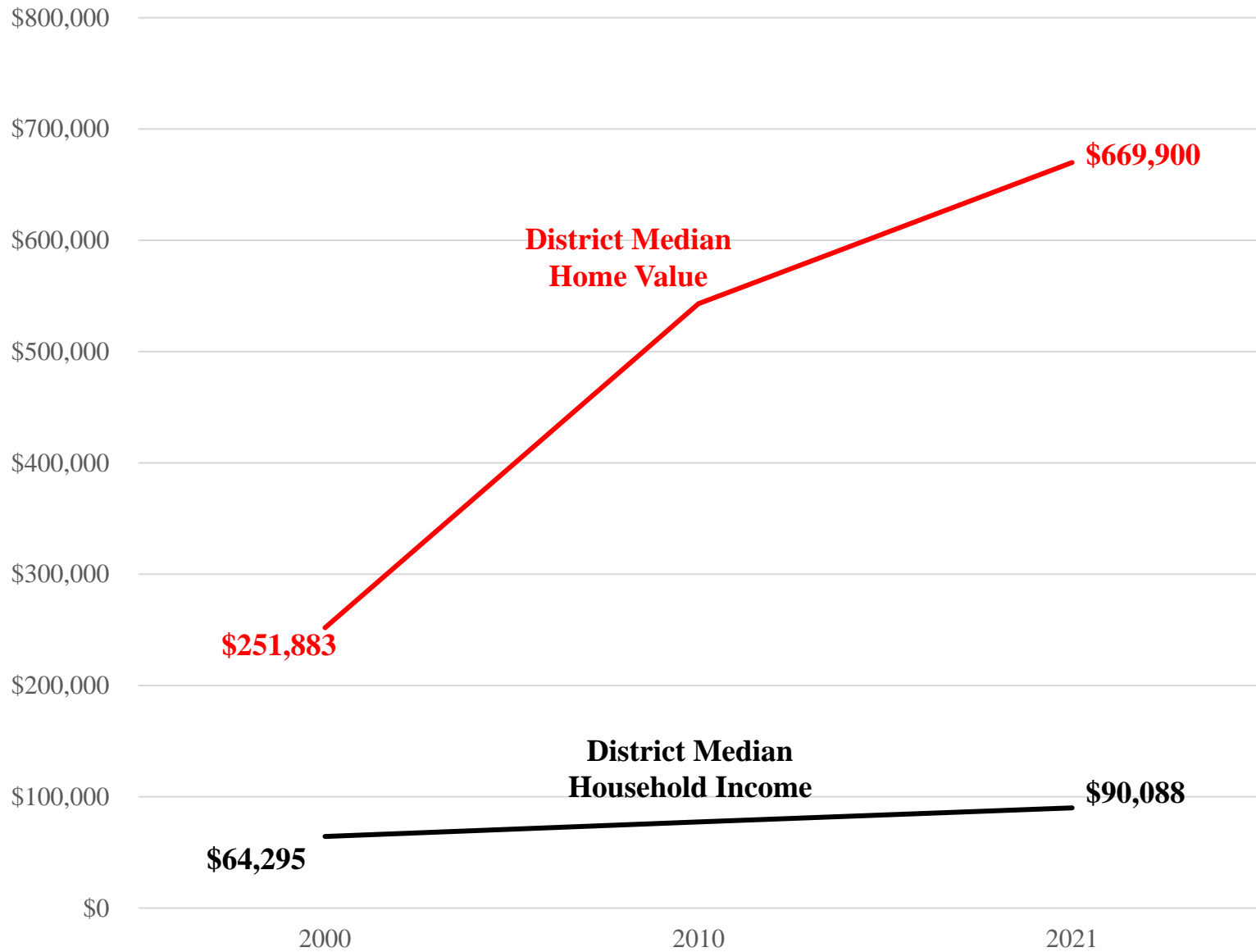


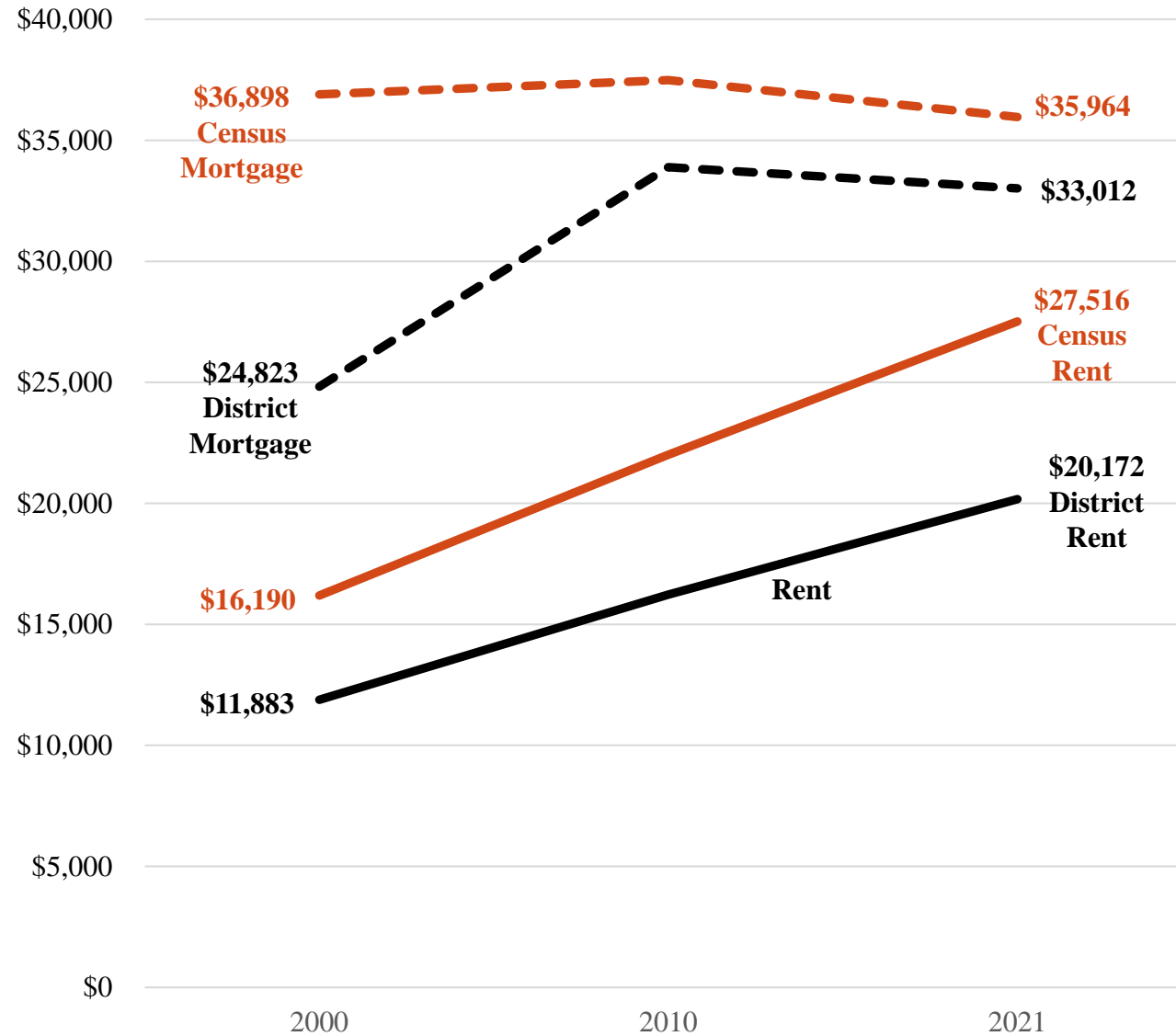
APPENDIX B – CENSUS DATA CHARTS



Source: [DP04 – Selected Housing Characteristics – ACS 1-year Estimates – 2021](#)
[DP04 – Selected Housing Characteristics – ACS 1-year Estimates - 2010](#)
[DP4 - Profile of Selected Housing Characteristics: 2000](#)
[S1901 – Income in the Past 12 Months – 2021](#)
[S1901 – Income in the Past 12 Months – 2010](#)
[DP3 – Profile of Selected Economic Characteristics: 2000](#)

Note – Historic number adjusted for inflation to 2021 dollars

Census Tract & District Median Annual Mortgage & Rent Costs



Sources:

District Data:

DP4 – Selected Housing Characteristics – 2000

Decennial Census;

DP04 – Selected Housing Characteristics – 2010

ACS 5-Year Estimates;

S2503 Financial Characteristics – 2021 ACS 5-Year

Estimates

DP004 Selected Housing Characteristics – 2021

ACS 5-Year Estimates ;

Census Tract Data:

DP4 – Profile of Selected Housing Characteristics –

2000 Decennial Census;

DP04 – Profile of Selected Housing Characteristics

– 2010 ACS 5-Year Estimates;

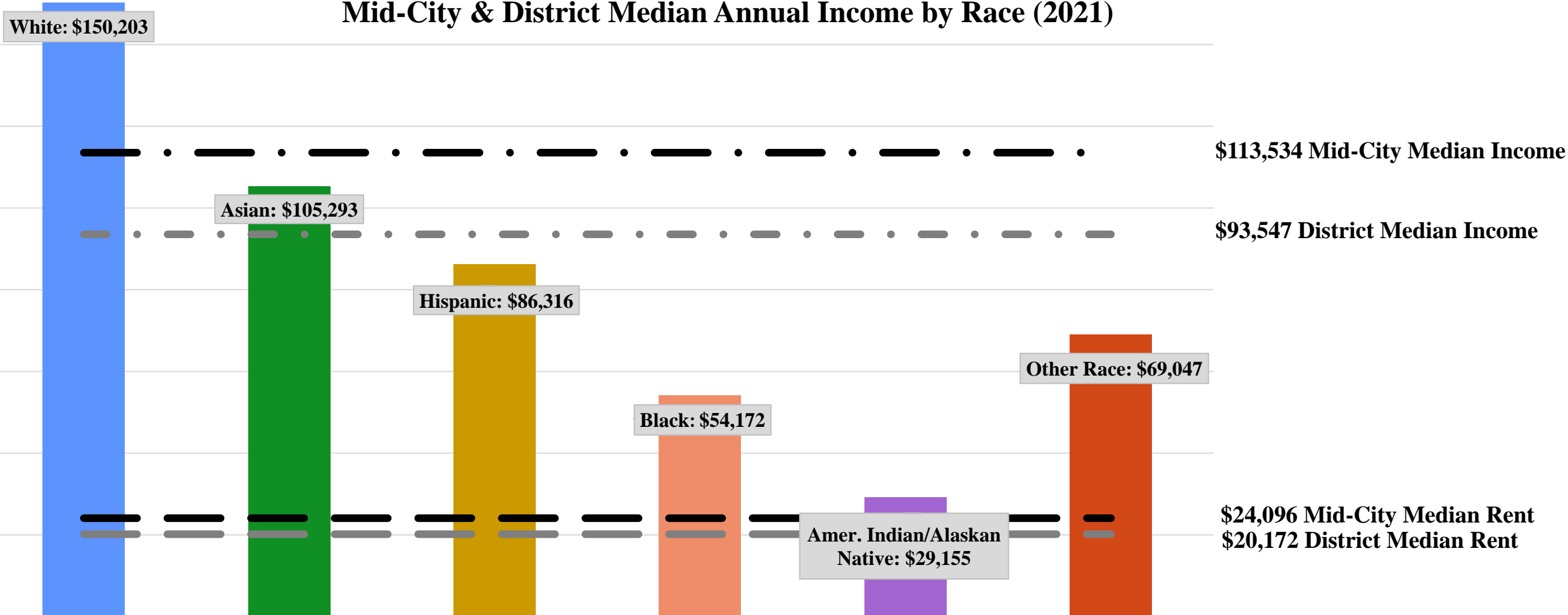
DP04 – Profile of Selected Housing Characteristics

– 2021 ACS %-Year Estimates.

(Note: income in inflation adjusted 2021 dollars).

Mid-City Needs Affordable Housing for Equitable Growth

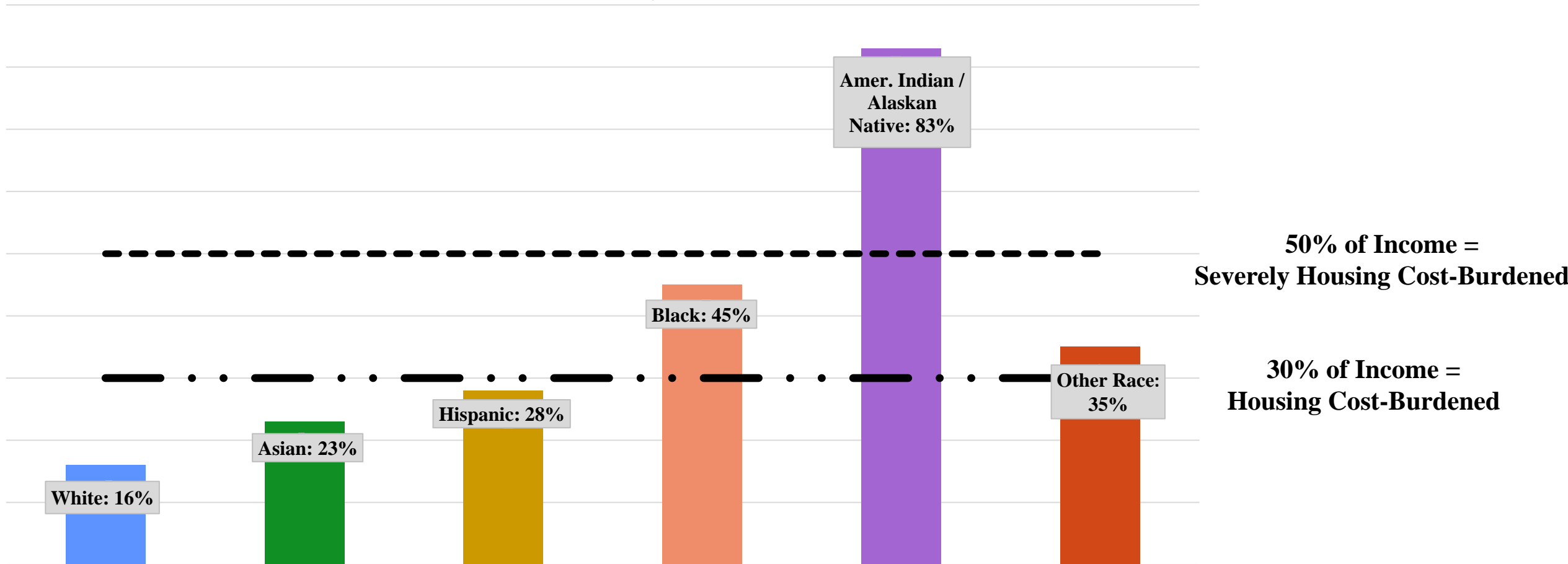
Mid-City & District Median Annual Income by Race (2021)



Source: OP's [Racial Equity Data 2017-2021 ACS by Area Elements](#); District Data: [S2503 Financial Characteristics – 2021 ACS 5-Year Estimates](#) & [DPO04 Selected Housing Characteristics – 2021 ACS 5-Year Estimates](#) (Note: income in 2021 inflation adjusted dollars)

Mid-City Needs Affordable Housing for Equitable Growth

Mid-City Median Annual Rent (\$24,069) as a Percentage of Median Household Annual Income by Race (2021)



Source: OP's [Racial Equity Data 2017-2021 ACS by Area Elements](#)