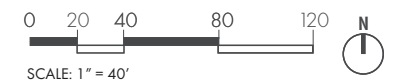




1 WEST ELEVATION  
SCALE: 1:20=1'-0"



2 EAST ELEVATION  
SCALE: 1:20=1'-0"



1333 M STREET

SE Waterfront, Washington DC

PUD SUBMISSION | Consolidated\_Phase 1

EXTERIOR ELEVATIONS

(PREVIOUSLY FILED 06.08.2020 AT EXHIBIT 17AA5) NOVEMBER 19, 2020

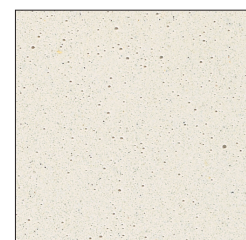


District of Columbia  
ZONING COMMISSION  
CASE NO.20-06  
EXHIBIT NO.79A5


A-2 1




A-1 NORTH ELEVATION  
SCALE: 1/8"=1'-0"



CAST STONE TRIM



THERMAL PANE  
ALUMINUM  
WINDOWS (TYP.)



BRICK



COMPOSITE METAL  
PANEL



A-2 NORTH ELEVATION  
SCALE: 1/8"=1'-0"