

Residential Glazing A1
Metal Frame, Pre-Finished Paint w/ Operable Sash and Low-E Glazing

Residential Glazing A1
Metal Frame, Pre-Finished Paint w/ Operable Sash and Low-E Glazing



Residential Masonry A2
Light Gray Blended Brick



Residential Wall Panel A3
Metal Panel, Pre-Finished Paint



Wall Base A5
Stone or Brick - Medium Gray



Residential Masonry Panel A4
Dark Gray Blended Brick

GENERAL NOTES:

1. Flexibility is requested to vary the final selection of exterior materials within the color ranges and general material types proposed, based on availability at the time of construction. Quality of materials will not be reduced.
2. Ground floor retail bay elevations are illustrative and intended to describe the character and scale for the base of the building. The actual retail bay elevations will be developed by individual retail tenants, approved by the building owner and may change over time with to accommodate leasing cycles.
3. Residential and hotel exhaust vents to be integrated into final facade designs but are depicted on Sheets 4.10 through 4.16.

1200 THIRD STREET, NE



WASHINGTON, D.C.

PUD SUBMISSION

November 03, 2016 sba project #45128 © 2016 Shalom Baranes Associates P.C.

shalom baranes associates architects
ZONING COMMISSION
District of Columbia

Material Board - Apartment 1 Facade Type A 4.10
CASE NO. 16-09
EXHIBIT NO. 36



Residential Loggia Railing **B11**
Metal Frame w/ Glazed or Metal Infill

Residential Metal **B3**
Formed Metal Panel, Pre-Finished Paint




Residential Glazing **B1, B4, B5, B9**
Metal Frame, Pre-Finished Paint w/ Operable Sash and Low-E Glazing




Residential Glazing **B1, B4, B5, B9, B11**
Metal Frame, Pre-Finished Paint w/ Low-E Glazing



Residential + Retail Base **B8**
Stone or Brick - Dark Gray




Residential Wall Panel **B10**
Metal Screen or Laminated Glass



Residential Wall Panel **B2**
Corrugated Metal Panel, Pre-Finished Paint

GENERAL NOTES:


1. Flexibility is requested to vary the final selection of exterior materials within the color ranges and general material types proposed, based on availability at the time of construction. Quality of materials will not be reduced.
2. Ground floor retail bay elevations are illustrative and intended to describe the character and scale for the base of the building. The actual retail bay elevations will be developed by individual retail tenants, approved by the building owner and may change over time with to accommodate leasing cycles.
3. Residential and hotel exhaust vents to be integrated into final facade designs but are depicted on Sheets 4.10 through 4.16.



Residential and Retail Slab Fascia **C3, C5**
Formed Metal Panel, Pre-Finished Paint



Residential Glazing **C2, C10**
Metal Frame, Pre-Finished Paint w/ Low-E Glazing



Residential Loggia Railing **C11**
Metal Frame w/ Glazed, Metal or Cable Infill




Residential Glazing **C2, C10**
Metal Frame, Pre-Finished Paint w/ Operable Sash and Low-E Glazing



Retail Base **C8**
Stone or Brick - Dark Tan



Residential Masonry **C1**
Tan/Orange Blended Brick



Residential Brick **C9**
Dark Gray Blended Brick

GENERAL NOTES:

1. Flexibility is requested to vary the final selection of exterior materials within the color ranges and general material types proposed, based on availability at the time of construction. Quality of materials will not be reduced.
2. Ground floor retail bay elevations are illustrative and intended to describe the character and scale for the base of the building. The actual retail bay elevations will be developed by individual retail tenants, approved by the building owner and may change over time with to accommodate leasing cycles.
3. Residential and hotel exhaust vents to be integrated into final facade designs but are depicted on Sheets 4.10 through 4.16.



Residential Wall Panel **D5, D8*, E2, E3**
Formed Metal Panel, Pre-Finished Paint

*D8 included for color intent only. Refer to D3 for texture.



Residential Loggia and Terrace Railing **D4, E4, E5**
Metal Frame w/ Clear or Fritted Glazed Infill



Residential Glazing **D1, D2, E1**
Metal Frame, Pre-Finished Paint w/ Operable Sash and Low-E Glazing



Residential Fascia and Glazing **D1, D2, D4, E1, E11, E12**
Metal Frame, Pre-Finished Paint w/ Low-E Glazing





Retail Base **D7**
Stone or Brick - Dark Gray



Retail Base **E10**
Stone or Brick - Light Gray




Retail Wall Panel **E6**
Precast Concrete - Light Gray




Residential Wall Panel **D3, E3**
Corrugated or Formed Metal Panel, Pre-Finished Paint

GENERAL NOTES:


1. Flexibility is requested to vary the final selection of exterior materials within the color ranges and general material types proposed, based on availability at the time of construction. Quality of materials will not be reduced.
2. Ground floor retail bay elevations are illustrative and intended to describe the character and scale for the base of the building. The actual retail bay elevations will be developed by individual retail tenants, approved by the building owner and may change over time with to accommodate leasing cycles.
3. Residential and hotel exhaust vents to be integrated into final facade designs but are depicted on Sheets 4.10 through 4.16.




Hotel Wall Panel **F3, F4, G3**
Formed Metal Panel, Pre-Finished Paint



Hotel Glazing **F9, F11, F12, G7**
Metal Panel, Pre-Finished Paint



Overhead Door **F6**
Metal Panel, Pre-Finished Paint w/
Translucent Glass Infill



Hotel Glazing **F1, F7, G1**
Metal Frame, Pre-Finished Paint w/ Low-E Glazing



Hotel Glazing **F1, F6, F7, F9*, F12, G1, G7**
Metal Frame, Pre-Finished Paint w/ Low-E Glazing
*F9 included for color intent only. Refer to D3 for texture.




Hotel Wall Panel **F2**
Composite Concrete Panel



Hotel Base **F13**
Stone or Precast Concrete - Dark Gray



Hotel Wall Panel **F8, G4, G5, G6**
Precast Concrete - Light Gray



Hotel Wall Panel **G2**
Wood Composite Panels

GENERAL NOTES:

1. Flexibility is requested to vary the final selection of exterior materials within the color ranges and general material types proposed, based on availability at the time of construction. Quality of materials will not be reduced.
2. Ground floor retail bay elevations are illustrative and intended to describe the character and scale for the base of the building. The actual retail bay elevations will be developed by individual retail tenants, approved by the building owner and may change over time with to accommodate leasing cycles.
3. Residential and hotel exhaust vents to be integrated into final facade designs but are depicted on Sheets 4.10 through 4.16.