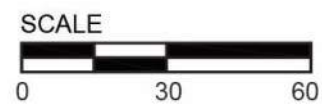


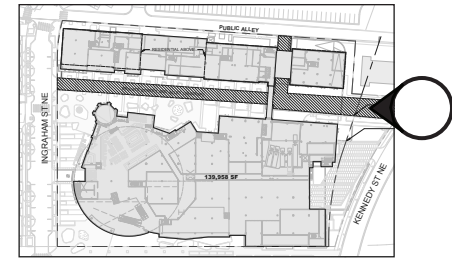
- ROOF 06 EAST 208' - 6"
- LEVEL 05 EAST 197' - 8"
- LEVEL 04 EAST 188' - 0"
- LEVEL 03 EAST 178' - 4"
- LEVEL 02 EAST 168' - 8"
- LEVEL 01 EAST 159' - 0"
- LEVEL 00 EAST 143' - 0"
- BHMP 137' - 6"

- TOP OF PENTHOUSE 225' - 0"
- PENTHOUSE LEVEL 215' - 0"
- 05 FOURTH FLOOR 199' - 0"
- 03 THIRD FLOOR 183' - 0"
- 02 SECOND FLOOR 167' - 0"
- 01 MEZZ LEVEL 153' - 0"
- BHMP 137' - 6"
- 01 FIRST LEVEL 137' - 0"
- 00 GROUND FLOOR 121' - 0"

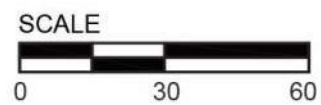


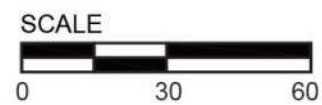
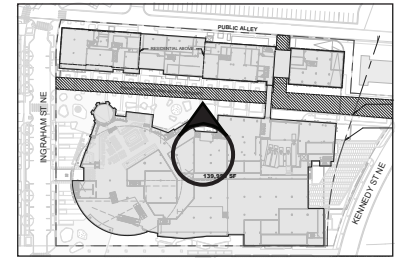
EAST TOWER AND COMMERCIAL - 4TH STREET EAST ELEVATION

ART PLACE AT FORT TOTTEN


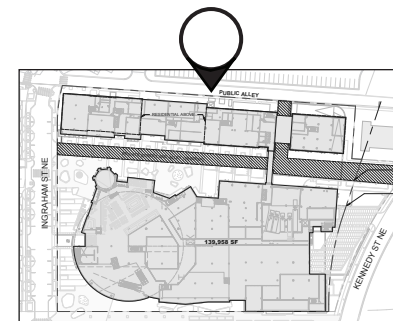


● TOP OF PENTHOUSE	225' - 0"
● PENTHOUSE LEVEL	215' - 0"
● 05 FOURTH FLOOR	199' - 0"
● 03 THIRD FLOOR	183' - 0"
● 02 SECOND FLOOR	167' - 0"
● 01 MEZZ LEVEL	153' - 0"
● BHMP	137' - 6"
● 01 FIRST LEVEL	137' - 0"
● 00 GROUND FLOOR	121' - 0"

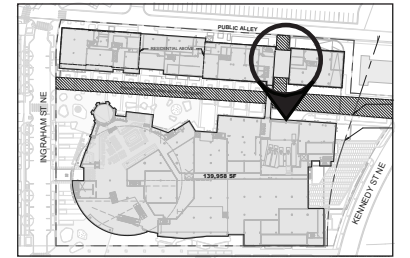




NORTH,CENTRAL,AND SOUTH TOWERS - 4TH STREET EAST ELEVATION

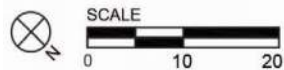


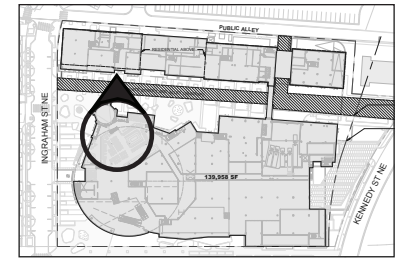
NORTH, CENTRAL AND SOUTH TOWERS - ALLEY ELEVATION
ART PLACE AT FORT TOTTEN



FIT-OUT BY TENANT.
SEE DESIGN GUIDELINES

FIT-OUT BY TENANT.
SEE DESIGN GUIDELINES





- T.O. ROOF - WEST 217' - 6"
- LEVEL 08 WEST 206' - 8"
- LEVEL 07 WEST 197' - 0"
- LEVEL 06 WEST 187' - 4"
- LEVEL 05 WEST 177' - 8"
- LEVEL 04 WEST 168' - 0"
- LEVEL 03 WEST 158' - 4"
- LEVEL 02 WEST 148' - 8"
- LEVEL 00 - LOBBY WEST 134' - 0"

FIT-OUT BY TENANT.
SEE DESIGN GUIDELINES

