




A | WOOD VENEER PLASTIC PANEL
EAST AND WEST COURTYARD ELEVATIONS



B | ALUMINUM WINDOW + STOREFRONT FRAMING - DARK BRONZE FINISH
GLAZING




C | GLASS-FIBER REINFORCED CONCRETE PANEL (1)
NORTH AND SOUTH COURTYARD CLADDING WALL




D | GLASS-FIBER REINFORCED CONCRETE PANEL (2)
FINS AT NORTH AND SOUTH COURTYARD ELEVATIONS AND SOUTH NOTCH




E | PAINTED BRICK, NEW AND EXISTING
EAST AND WEST COURTYARD ELEVATIONS




F1 | TO MATCH EXISTING BRICK
WHERE PATCHING IS NEEDED




F2 | TO MATCH EXISTING BRICK
WHERE PATCHING IS NEEDED



G | SALVAGED BRICK
RECONSTRUCTED WALL AT SOUTH NOTCH




H | PORCELAIN PAVERS
COURTYARD PAVING




I | CORTEN STEEL
COURTYARD PLANTERS AND SOUTH COURTYARD ELEVATION



J | MECHANICAL SCREEN - DARK BRONZE FINISH
ROOF TOP MECHANICAL SCREEN



K | ETFE FILM
CANOPY MEMBRANE



L | COMPOSITE + INSULATED METAL PANEL - DARK BRONZE FINISH
PENTHOUSE



M | CLEAR INSULATING GLASS WITH LOW E COATING
TYPICAL AT ALL GLAZING