

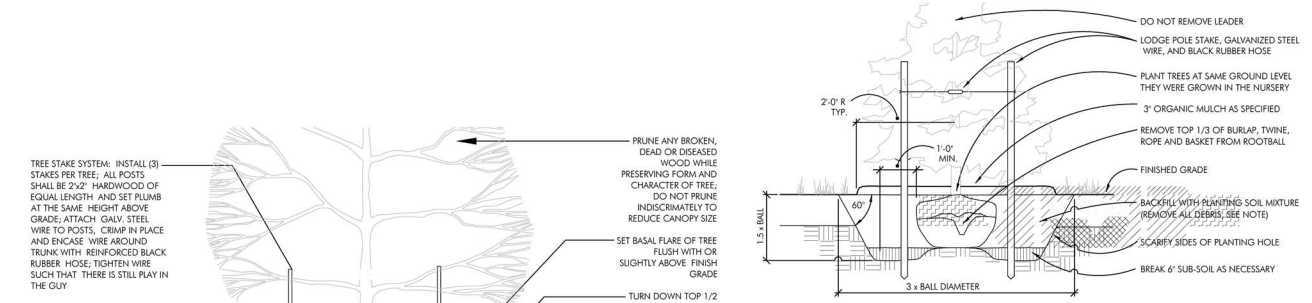
L.04c AMENITY AREAS

TBSC Owner I LLC | SURSUM CORDA | 1112 FIRST TERRACE NW

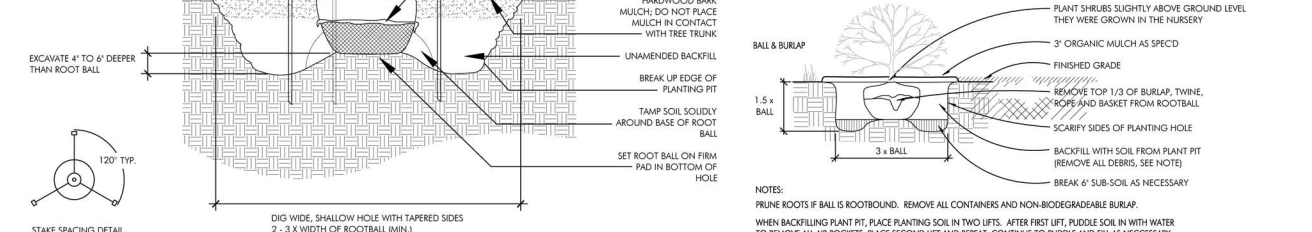
PROPOSED PLANT MATERIAL*

*Plant selections may change with final design provided that the character and quality of the planting material selections remain in substantial conformance with that shown.

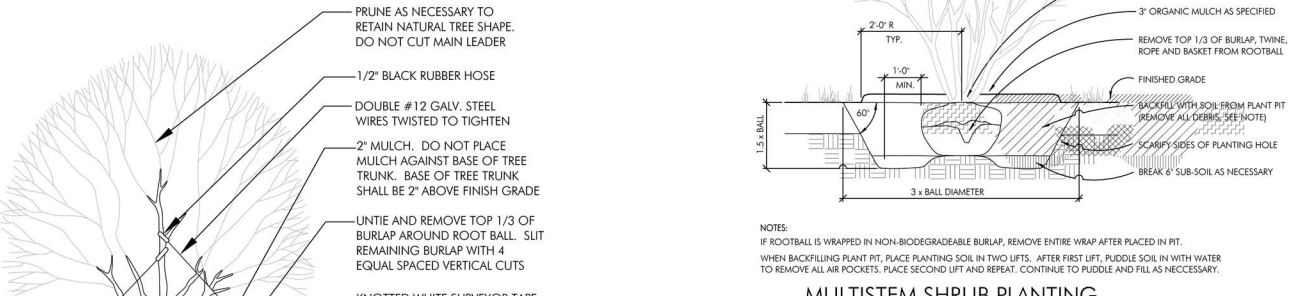
Native?	QTY	KEY	BOTANICAL NAME	COMMON NAME	SIZE	COND.	COMMENTS
Large Canopy Trees							
Y		PA-L	<i>Platanus x acerifolia</i> 'Exclamation'	London Planetree	3-3 1/2" cal.	B&B	single leader; full branching
Y		QP-L	<i>Quercus phellos</i>	Willow Oak	3-3 1/2" cal.	B&B	single leader; full branching
Y		QR-L	<i>Quercus rubra</i>	Red Oak	3-3 1/2" cal.	B&B	single leader; full branching
Canopy Trees							
Y		AO	<i>Acer rubrum</i> 'October Glory'	Oct. Glory Red Maple	2-2 1/2" cal.	B&B	single leader; full branching
Y		AS	<i>Acer saccharum</i>	Sugar Maple	2-2 1/2" cal.	B&B	single leader; full branching
Y		BN	<i>Betula nigra</i> 'Dura Heat'	Dura Heat River Birch	12-14' ht.	B&B	multistem - 3 stems minimum; full branching
Y		NS	<i>Nyssa sylvatica</i>	Black Tupelo	2-2 1/2" cal.	B&B	single leader; full branching
Y		QB	<i>Quercus bicolor</i>	Swamp White Oak	2-2 1/2" cal.	B&B	single leader; full branching
Y		QP	<i>Quercus palustris</i>	Pin Oak	2-2 1/2" cal.	B&B	single leader; full branching
Y		QW	<i>Quercus phellos</i>	Willow Oak	2-2 1/2" cal.	B&B	single leader; full branching
Y		QR	<i>Quercus rubra</i>	Red Oak	2-2 1/2" cal.	B&B	single leader; full branching
Evergreen Trees							
		IF	<i>Ilex x attenuata</i> 'Foster's #2'	Foster's Holly	8-10' ht.	B&B	heavy; matched; symmetrical
Y		IO	<i>Ilex opaca</i>	American Holly	8-10' ht.	B&B	heavy; matched; symmetrical
		MG	<i>Magnolia grandiflora</i>	Southern Magnolia	12-14' ht.	B&B	specimens; full branching
		PB	<i>Pinus bungeana</i>	Lacebark Pine	8-10' ht.	B&B	specimen; heavy; symmetrical
Ornamental Trees							
Y		AC	<i>Amelanchier canadensis</i>	Serviceberry	8-10' ht.	B&B	multistem - 3 stems minimum; full branching
		CB	<i>Carpinus betulus</i> 'Fastigiata'	Fast. European Hornbeam	8-10' ht.	B&B	single stem; symmetrical, full branching
Y		CC	<i>Cercis canadensis</i>	Eastern Redbud	8-10' ht.	B&B	single stem; full branching
		CR	<i>Cornus x 'Rutban'</i>	Aurora Dogwood	8-10' ht.	B&B	single stem; full branching
		LM	<i>Lagerstroemia indica</i> 'Muskogee'	Muskogee Crape Myrtle	6-8' ht.	B&B	multistem - 3 stems minimum; full branching
		LN	<i>Lagerstroemia indica</i> 'Natchez'	Natchez Crape Myrtle	8-10' ht.	B&B	multistem - 3 stems minimum; full branching
		MT	<i>Magnolia stellata</i>	Star Magnolia	7-8' ht.	B&B	multistem - 3 stems minimum; full branching
Y		MV	<i>Magnolia virginiana</i>	Sweetbay Magnolia	8-10' ht.	B&B	multistem - 3 stems minimum; full branching
Evergreen Shrubs							
		IB	<i>Ilex cornuta</i> 'Dwarf Burford'	Dwarf Burford Holly	24-30" ht.	Cont.	full branching to ground
		IU	<i>Ilex crenata</i> 'Soft Touch'	Soft Touch Compact Holly	24-30" ht.	Cont.	full branching to ground
		IM	<i>Ilex x meserveae</i> 'Blue Princess'	Meserve Holly (female & male)	36-42" ht.	Cont.	full branching; plant 1 male per 4 females
Y		IG	<i>Ilex glabra</i> 'Nigra'	Compact Inkberry	30-36" ht.	Cont.	full branching to ground
		JS	<i>Juniperus scopulorum</i> 'Gray Gleam'	Gray Gleam Juniper	5-6 ft. ht.	B&B	full branching; matched symmetrical specimens
		KL	<i>Kalmia latifolia</i> 'Elf'	Mountain Laurel	24-30" ht.	Cont.	full branching to ground
		PL	<i>Prunus laurocerasus</i> 'Otto Luykens'	Otto Luykens Cherry Laurel	24-30" ht.	B&B	full branching;
Deciduous Shrubs							
Y		CS	<i>Cornus sericea</i>	Red Twig Dogwood	30-36" ht.	Cont.	full branching;
Y		FO	<i>Fothergilla gardenii</i>	Dwarf Fothergilla	24-30" ht.	Cont.	full branching;
Y		HQ	<i>Hydrangea quercifolia</i> 'Alice'	Oakleaf Hydrangea	4-5' ht.	Cont.	full branching;
Y		IV	<i>Ilex verticillata</i> 'Cacapon' & 'Jackson'	Winterberry (female and male)	4-5' ht.	Cont.	full branching; plant 1 male per 4 females
Y		IT	<i>Itea virginica</i> 'Henry's Garnet'	Virginia Sweetspire	24-30" ht.	Cont.	full branching;
		RO	<i>Rosa</i> 'Knockout'	Knockout Rose	18-24" ht.	Cont.	full branching; 24" o.c.
Y		VDE	<i>Viburnum dentatum</i>	Arrowwood Viburnum	36-42" ht.	Cont.	full branching;
Perennials							
Y		ATA	<i>Amonia tabernaemontana</i>	Blue Star	1 gal.	Cont.	18" o.c.
Y		ACG	<i>Achillea</i> 'Coronation Gold'	Coronation Gold Yarrow	1 gal.	Cont.	18" o.c.
		AHJ	<i>Anemone</i> 'Honorine Jobert'	White Japanese Anemone	1 gal.	Cont.	heavy, 24" o.c.
Y		ATU	<i>Asclepias tuberosa</i>	Butterfly Weed	2 gal.	Cont.	24" o.c.
Y		ANP	<i>Aster novae-angliae</i> 'Purple Dome'	Purple Dome New England Aster	2 gal.	Cont.	18" o.c.
		CVM	<i>Coreopsis verticillata</i> 'Moonbeam'	Moonbeam Coreopsis	1 gal.	Cont.	24" o.c.
Y		EPM	<i>Echinacea purpurea</i> 'Magnus'	Magnus Purple Coneflower	1 gal.	Cont.	24" o.c.
Y		EMG	<i>Eupatorium dudium</i> 'Little Joe'	Dwarf Joe Pye Weed	2 gal.	Cont.	specimen
Y		ECO	<i>Eupatorium coelestinum</i>	Hardy Ageratum	1 gal.	Cont.	24" o.c.
		HMA	<i>Heuchera macrorhiza</i> 'Autumn Bride'	Allumroot	1 gal.	Cont.	24" o.c.
		HSE	<i>Hosta sieboldiana</i> 'Elegans'	Hosta	1 gal.	Cont.	30" o.c.
Y		LSP	<i>Liatris spicata</i>	Gayfeather	1 gal.	Cont.	24" o.c.



01 TREE PLANTING (STAKED)
SCALE: N.T.S.



02 MULTI-STEM TREE PLANTING
SCALE: N.T.S.




03 EVERGREEN TREE PLANTING (STAKED)
SCALE: N.T.S.



04 SHRUB PLANTING
SCALE: N.T.S.



05 MULTISTEM SHRUB PLANTING
SCALE: N.T.S.



06 GROUND COVER PLANTING AND SPACING
SCALE: N.T.S.