Abell

## DOOR SCHEDULE:

SEE NOTE 6 BELOW FOR [illegible]

| MK | SIZE | THK | DOOR | | FRAME | HDWE | COMMENTS |
|---|---|---|---|---|---|---|---|
| 1 | 3'-0x6'-8 | 1-3/4 | GLASS/ WOOD | .C. | METAL | C,D,E,L | . GLASS DOUBLE 3'-0" DOOR WITH METAL FRAME AND METAL HARDWARE. INCLUDING DOOR CLOSER, DOOR STOP AND PUSH PULL PLATES AND PULL HANDLES. |
| 2 | 3'-0x6'-8 | 1-3/4 | WOOD | .C. | METAL | EXISTING | BUILDING STANDARD OFFICE DOOR (NEW OR RELOCATED) |
| 3 | 3'-0x6'-8 | 1-3/4 | WOOD | .C. | METAL | B,D,E,G | NEW DOOR. SEE DETAIL BELOW FOR STYLING. |
| X | EXISTING DOO TO REMAIN | | | | | | |

DOOR TYPE 3

1. PROVIDE SECURITY LOCKS PER [illegible] ANT REQUIREMENTS.
2. ALL LOCKS MUST BE DEACTIVA[illegible] IF FIRE ALARM IS ACTIVATED.
3. ALL GLASS TO BE SHATTER PRO[illegible]

NOTES:

1. PROVIDE TWO COATS OF MINW[illegible] STAIN, SPECIAL WALNUT
2. PROVIDE TWO COATS OF SATI[illegible] GLOSS POLYURETHANE; LIGHTLY SAND BETWEEN COAT[illegible] TO PROVIDE A SMOOTH FINISH.
3. DOOR TO BE PRIMED AND PAI[illegible]ED TWO COATS OF SEMI GLOSS OIL BASE PAINT. COLOR: [illegible] WHITE
4. PAINT BOTH SIDES OF DOOR WITH SEMI GLOSS PAINT; TWO COATS LIGHTLY SAND BETWEEN COATS. COLOR TO BE
5. PAINT DOOR JAMB WITH TWO COATS OF OIL BASE SEMI GLOSS PAINT; DURON WHITE
6. ALL DOOR SHALL BE OPERABLE FROM THE INSIDE WITHOUT ANY TOOL OR COMPLICATED PROCEDURE. DOOR HARDWARE SHALL COMPLY WITH SECT. 1017.4, 1996 BOCA CODE

HARDWARE: (USE US10 FINISH [illegible] ALL HARDWARE; USE BLDG STANDARD HARDWARE UNLESS OTHERWISE SPECIFIED)

A - ENTRANCE LEVER LOCK SET [illegible] (KEYED) RUSSWIN MORTISE LOCK 50[illegible] OR EQUIV. USE LEVER HANDLES.
B - LEVER LOCK SET (KEYED) RUSSWIN #940 OR EQUIVALE[illegible]
C - LEVER PRIVACY LOCK SET, [illegible]
D - HEAVY DUTY DOOR CLOSER [illegible] 3 PARALLEL MOUNT, UON
E - 3 HEAVY DUTY HINGES
F - HEAVY DUTY DOOR CLOSER NO. 2 PARALLEL MOUNT, UON
G - FLOOR DOOR STOP
I - 4"x20" VIEWING WINDOW WITH FR GLASS
J - OAK THRESHOLD, 5" WIDE MIN. OR OTHER THRESHOLD AS APPROVED.
K - WALL DOOR STOP
L - HC HANDLE PASSAGE LOCK SET

## WINDOW SCHEDULE:

| NO. | SIZE | THK | WINDO | | FRAME | HARDWARE | COMMENTS |
|---|---|---|---|---|---|---|---|
| A | 6'-0x6'-6 | 1-3/4 | GLASS | .P. | METAL | N/A | DOUBLE-HUNG WITH 8 GLASS PANES; PELLA 362828DI OR EQUIV. U < 0.50; USE SAFETY GLASS ONLY. NEW WINDOWS SHALL MATCH EXISTING WINDOW STYLE. |
| B | ---- | ---- | ---- | - | ---- | --- | EXISTING WINDOW TO REMAIN. |

DESIGN INFORMATION
1.) JURISDICTION - WASHINGTON, D[illegible]
2.) APPLICABLE CODES

1990 BOCA NATIONAL BUILDING CODE
1990 BOCA NATIONAL MECHANICAL AND ENERGY CODE
1990 BOCA ARTICLE 9
1996 NATIONAL ELECTRIC CODE
1992 DISTRICT OF COLUMBIA REGISTER NOV. 27, 1992 VOL. 39.
1991 NFPA 101 LIFE SAFETY CODE STATE FIRE PREVENTION
1987 NFPA 13
1996 NFPA 72A

3.) BUILDING USE AND OCCUPANCY — 4 STORY; 115'-7"
86,649 SQ.FT.
USE GROUP: OFFICE; B USE GROUP

4.) TYPE OF CONSTRUCTION: 1A

5.) BUILDING HEIGHT AND AREA ALLOWABLE (BOCA TABLE 503 AND SECTION 504.2 & 506.3)

| ALLOWED | ACTUAL EXISTING |
|---|---|
| HEIGHT - UNLIMITED | 115'-0", 4 STORIES |
| AREA - UNLIMITED | |

6.) FIRE PROTECTION SYSTEM
EXISTING FIRE ALARM SYSTEM

7.) OCCUPANCY LOAD (BOCA TABLE 1008.1.2)
A. BUSINESS. B: FOURTH FLOOR — 18,295SF/100 = 183 occ.
Total — 18,295SF =183 occ.

8.) EGRESS COMPONENTS:
BUSINESS OCCUPANCY
FOURTH FLOOR:
Required: 183 occ x 0.2"/occ = 36.6"
Provided: (2) x 3'0" exist doors = 68"
Max. travel distance to outside = 189'

9.) Travel distance to exits (NFPA 101:26-2.6) 300 ft.
Travel distance to exits (BOCA:1006.5) 250 ft.

All exits shall comply with Section 1017 and Paragraph 1017.1.1 1996 BOCA code.

NUMBERED NOTES:

EXISTING DOORS TO REMAIN IF POSSIBLE.
REMOVE EXISTING DOOR AND REPLACE WITH NEW DOOR TYPE 3
REUSE EXISTING DOOR FOR TYPE 1 DOOR IF POSSIBLE.

GENERAL NOTES:

1. THE CONTRACTOR IS TO VISIT THE SITE AND VERIFY ALL EXISTING CONDITIONS PRIOR TO SUBMITTING A BID. THE CONTRACTOR IS RESPONSIBLE FOR THE COMPLETION OF ALL WORK AS INDICATED IN THE PRINTS AND IN THE NOTES ON THE PRINTS.
2. THE CONTRACTOR IS TO CONTACT THE OWNER AND OR ENGINEER PRIOR TO EXECUTION OF ANY WORK IN QUESTION.
3. CHECK ALL DIMENSIONS ON THE JOB PRIOR TO EXECUTION OF WORK. FIELD VERIFY ALL DIMENSIONS. ALL WORK IS TO BE IN COMPLIANCE WITH ALL GOVERNING CODES AND REGULATIONS. CONTRACTOR IS TO PROVIDE COLOR SELECTION SAMPLES FOR APPROVAL BY ENGINEER, OWNER OR TENANT PRIOR THE EXECUTION OF THE SELECTION.
4. DEMOLITION - TO BE PROVIDED BY CONTRACTOR AS REQUIRED. COMPLETELY REMOVE ALL TRASH AND CONSTRUCTION DEBRIS FROM SITE.
5. UTILITIES - COORDINATE AND PROVIDE PER ATTACHED DRAWINGS AS REQUIRED.
6. PATCH AND REFINISH - CONTRACTOR TO FULLY PATCH AND REFINISH TO MATCH EXISTING OR PROPOSED ADJACENT SURFACES AS REQUIRED TO PROVIDE A FULL AND COMPLETE JOB. ALSO, COMPLETELY EXECUTE OTHER WORK ITEMS AS REQUIRED TO PROVIDE OPERATING SPACES READY AND USABLE FOR OCCUPANCY.
7. ALL SUBCONTRACTORS MUST BE RESPONSIBLE FOR REMOVING ALL TRASH AND DEBRIS GENERATED BY SUBCONTRACTOR WORK. SUBCONTRACTOR SHALL BE LIABLE TO CONTRACTOR AND TO OWNER - FOR TRASH AND/OR DEBRIS NOT REMOVED FROM SITE IN A TIMELY MANNER.
8. COMPLY WITH ALL APPLICABLE CODES.
9. ALL DIMENSIONS ARE FINISHED DIMENSIONS UNLESS OTHERWISE NOTED.
10. USE FIRE RATED GYPSUM BOARDS FOR ALL EXTERIOR WALLS.
11. PROVIDE NEW EXTERIOR WINDOWS PER DC FINE ARTS REQUIREMENTS. USE ALL THERMAL PANE WINDOWS.
12. INTERIOR FINISH (I.E. WALLS, CEILING, TILES, FLOOR COVERING, ETC.) SHALL HAVE A FLAME SPREAD RATE OF 75 OR LESS WITH A MAXIMUM SMOKE GENERATION OF 450 IN CORRIDORS. PER SECTION 6-5, NFPA 101.
13. EXIT DOOR LOCKS, WHEN OPERATED FROM INSIDE THE HOUSE, SHALL NOT REQUIRE THE USE OF A KEY, TOOL, SPECIAL KNOWLEDGE OR EFFORT PER SECTION 5-2.1.5.1, NFPA 101.
14. ALL CHANGES ARE TO COMPLY WITH DISTRICT OF COLUMBIA REGISTER. ( LATEST EDITION )
15. COMPLY WITH LATEST BOCA AND WASHINGTON, DC BUILDING CODES. AND ALL OTHER APPLICABLE CODES.
16. COMPLY WITH LATEST ADA AND OSHA REQUIREMENTS.
17. ALL WALLS SHALL BE PAINTED WITH CLASS "II" FIRE RATED PAINT. COLOR TO BE APPROVED BY OWNER.
18. CEILING TILES WERE USED SHALL HAVE A FIRE RATING FOR 2C BLDG CONSTRUCTION
19. ALL COLUMNS AND BEAMS SHOWN ARE 4 HR. FIRE RATED. SEE STRUCTURAL FOR LOCATION AND DETAILS.
20. ALL NEW STRUCTURAL WORK SHALL COMPLY WITH TYPE 1A BUILDING REQUIREMENTS.

OFFICIAL
Inspection Division
All work must be in strictly accordance with the approved plans. Any deviation from work must be approved by the Inspection Division before work can be performed.

FLOORING LEGEND:

(1) CARPETING PER OWNER

PAINTING LEGEND:
PAINT/FINISH WALL PER OWNER OWNER REQUIREMENTS.
COMPLY WITH GENERAL NOTE 17.

CEILING LEGEND:

[1] DROP CEILING AT 12'-0" AFF. USE BLDG. STANDARD TILES
TILES TO BE FIRE PROOF AS REQUIRED FOR A TYPE 1A BUILDING.

DESIGN LOADS:

1. ROOF: 30PSF LIVE LOAD
2. OFFICE FLOOR: 50PSF LIVE LOAD

BUILDING AND LAND REGULATION ADMINISTRATION
Fire Protection Division

THE FIRE PROTECTION PLANS ARE APPROVED AS NOTED. FINAL INSTALLATION APPROVAL SUBJECT TO FIELD INSPECTION. SUBMIT SEPARATE SHOP DRAWINGS FOR:

- [x] Fire Alarm System
- [ ] Sprinkler System
- [ ] Standpipe System
- [ ] Hood & Duct Extinguishing System(s)
- [ ] Fuel Storage Tanks(s)
- [ ] Capacity Placard(s)
- [ ] Other

Fire Protection Division — Date MAY 11 2001

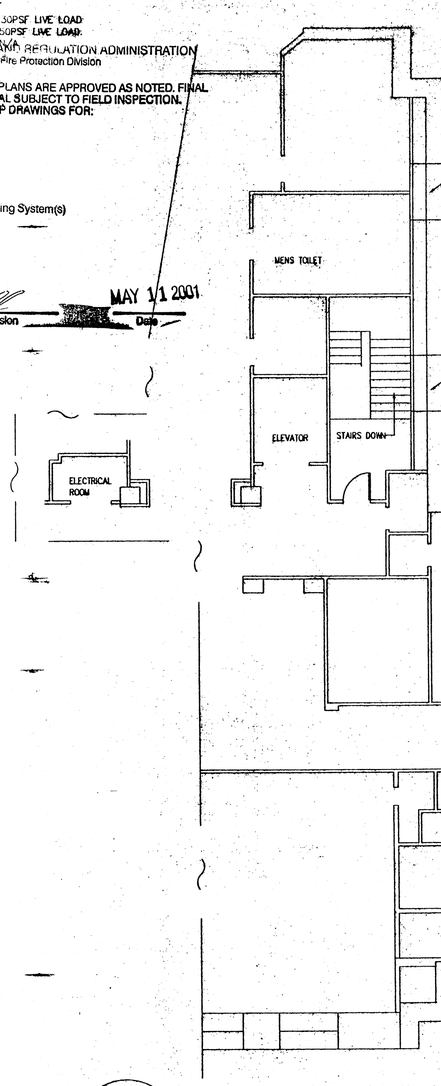


## SCOPE OF WORK:

MODIFY EXISTING BUILDING TO PROVIDE ADDITIONAL OFFICE SPACE ON FOURTH FLOOR.

NOTES:
1. ALL WORK SHALL COMPLY WITH DC CODES, AND REQUIREMENTS.
2. ALL MATERIAL COLOR AND TEXTURE WILL MATCH EXISTING MATERIAL COLOR AND TEXTURE
3. NO PLUMBING WORK TO BE DONE.

| | |
|---|---|
| UON | UNLESS OTHERWISE NOTED |
| FR | FIRE RATED |
| FAD | FIRE ALARM ANNUNCIATOR DISPLAY |
| FACP | FIRE ALARM CONTROL PANEL |
| GB | GYPSUM BOARD |
| RD | ROOF DRAIN |
| CONC. | CONCRETE |
| (E) | EXISTING |
| (N) | NEW/PROPOSED |

OFFICIAL
Inspection Division
All work must be in strictly accordance with the approved plans. Any deviation from work must be approved by the Inspection Division before work can be performed.

## EXISTING BUILDING PERMIT DATA:

1. BUILDING CLASSIFICATION: - - - - - 1A
2. TYPE OF CONSTRUCTION: - - - - - STEEL IN CONCRETE FRAME
   YEAR - - - - - CIRCA. 1957
3. NUMBER OF STORIES - - - - - 4 STORY; 115'-0"
4. EXISTING GROSS FLOOR AREA - - - 85,549 SQ.FT.
   18,295 SQ.FT. - GROUND FLOOR, EXIST.
   18,295 SQ.FT. - FIRST FLOOR; EXIST.
   18,295 SQ.FT. - SECOND FLOOR, EXIST.
   18,295 SQ.FT. - THIRD FLOOR, EXIST.
   17,095 SQ.FT. - 4TH FLOOR, EXIST.+ADD.
5. BUILDING LOCATION: NEW HAMPSHIRE AVE. AT F, G, & 25th STREETS WASHINGTON, D.C. (SAUDI ARABIA EMBASSY)
6. OCCUPANCY:
   PROPOSED: BUSINESS - NO CHANGE
   PREVIOUS: BUSINESS
7. OCCUPANCY LOAD:
   OFFICE PERSONNEL PER FLOOR : 183/FLOOR
8. FIRE ALARM SYSTEM: EXISTING FIRE ALARM SYSTEM PER NFPA 72
9. SPRINKLERS: - - - - - NONE
10. OWNER SHALL FURNISH FIRE EXTINGUISHERS IN COMPLIANCE WITH DISTRICT OF COLUMBIA REQUIREMENTS.
11. ALL WALL AND CEILINGS TO BE PAINTED WALL FINISH WITH MINIMUM CLASS "II" FLAME SPREAD RATING(LESS THAN 75). BOCA 1990 SECTION 922.5
12. ALL FLOOR COVERING SHALL HAVE A FLAME SPREAD RATING CLASS I AS DEFINED BY BOCA 1990, SECTION 922.0.

LIST OF DRAWINGS:


A1. 4TH FLOOR PLAN
A2. ELEVATIONS
A3. WALL DETAILS
A4. ROOF PLAN
A5. CEILING PLAN
E1. POWER PLAN
E2. LIGHTING PLAN
FA1. FIRE ALARM PLAN
M1. MECHANICAL PLAN
S1. FRAMING PLAN
S2. STRUCTURAL DETAILS


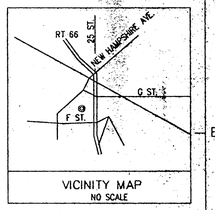

VICINITY MAP
NO SCALE

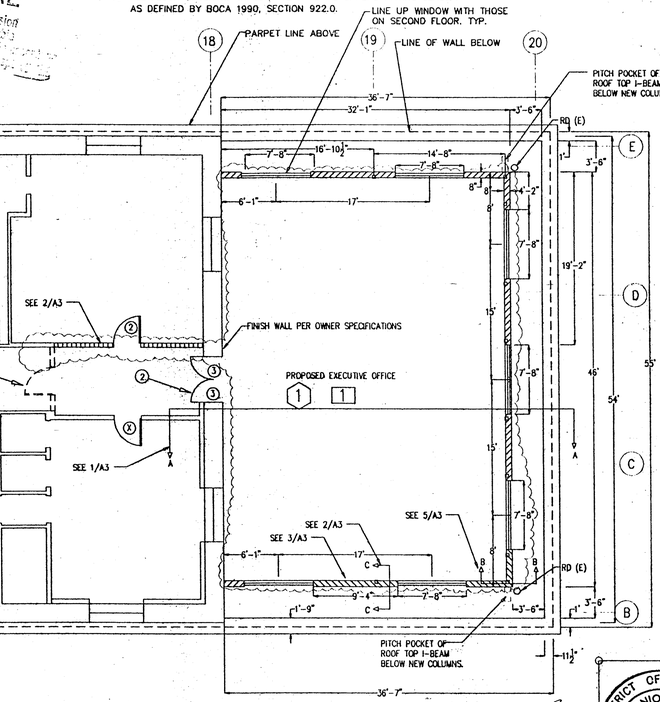


1 / A1 FORTH FLOOR PLAN ( WITH OFFICE SPACE ADDITION )

NOTE: ALL WALL ARE EXISTING, UON. SCALE: 1/8"=1'-0"

DISTRICT OF COLUMBIA
PERMIT PROCESSING DIVISION
STRUCTURAL WORK IN GENERAL
APPROVED SUBJECT TO THE
FURTHER APPROVAL OF CONSTRUCTION
signed
Date APR 27 2001

LEGEND:

- EXISTING WALL TYPE
- NEW WALL TYPE 1; 1HR. FR; UL U419 - 6" METAL STUD, 24" OC, 5" INSULATION, 5/8 GB EACH SIDE. SLAB TO ROOF. SEE DETAIL 2/A3. SUPPORT COLUMNS TO HAVE A 4 HR. FR PROTECTION.
- NEW WALL TYPE 2; 2.5" METAL STUDS AT 24" OC; 5/8 GB FR ON BOTH SIDES AND 2.5" BAT INSUL. SLAB TO SLAB. SEE DETAIL 2/A3. 1 HR. FR. PER UL U465
- EXISTING WALL TO BE REMOVED
- NEW WORK BOUNDARY

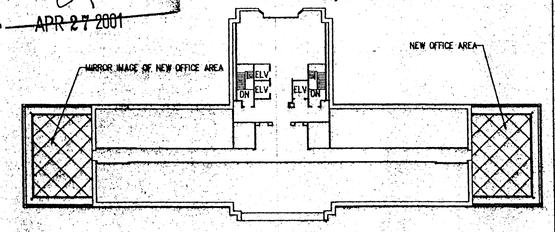

KEY PLAN
NOT TO SCALE

None of the following is included in the approval of these plans:
Installation of driveway, tank, pump, lamp post, sign, plumbing fixtures, electrical or mechanical appliances or equipment; the removal of any tree; any construction or change beyond the building line

SUPPLEMENTAL

As these drawings are an instrument of limited service, the need for professional services, construction, and other services by the Engineer are advised with respect to the construction or modification of building construction.

The Engineer assumes no responsibility for unauthorized changes to these drawings. All dimensions and conditions must be verified in the field before commencing work. Any and all discrepancies in and between the Engineer's Drawings and those of any consultants and existing field conditions must be brought to the Engineer's attention and resolved before construction. Field conditions may necessitate changes, adjustments and or clarification of details.

I certify that these documents were prepared or approved by me, and that I am duly licensed engineer under the law of the District of Columbia, License number PE7877, expiration date 31 August 2002.

Antonio Ancona — Date

APPROVED
Commission of Fine Arts
MAR 27 2001

RECEIVED
MAR 28 2001
COMMISSION OF FINE ARTS

DISTRICT OF COLUMBIA
ANTONIO ANCONA
No. 7877
REGISTERED PROFESSIONAL ENGINEER


ANCONA & ASSOCIATES, Inc.
1686 VILLAGE GREEN, SUITE 201
CROFTON, MD 21114
Tel.(301) 261-6936 FAX (410) 451-8667


PROJECT:
NICHOLS CONTRACTING, INC.
PEOPLES LIFE INSURANCE CO.
NEW HAMPSHIRE AVE. AT F, G & 25TH STREETS, NW.
WASHINGTON, D.C.

ENGINEER:
ANTONIO ANCONA, P.E. MD. LIC. No. 10894
VA. LIC. No. 18368
DC LIC. No. 7877

DWG.NO.: AA-0005D — REV.NO. 0 — DATE: 7-26-2000
SCALE: 1/8"=1'0" — 11-10-2000

FLOOR PLAN; FOURTH FLOOR A1