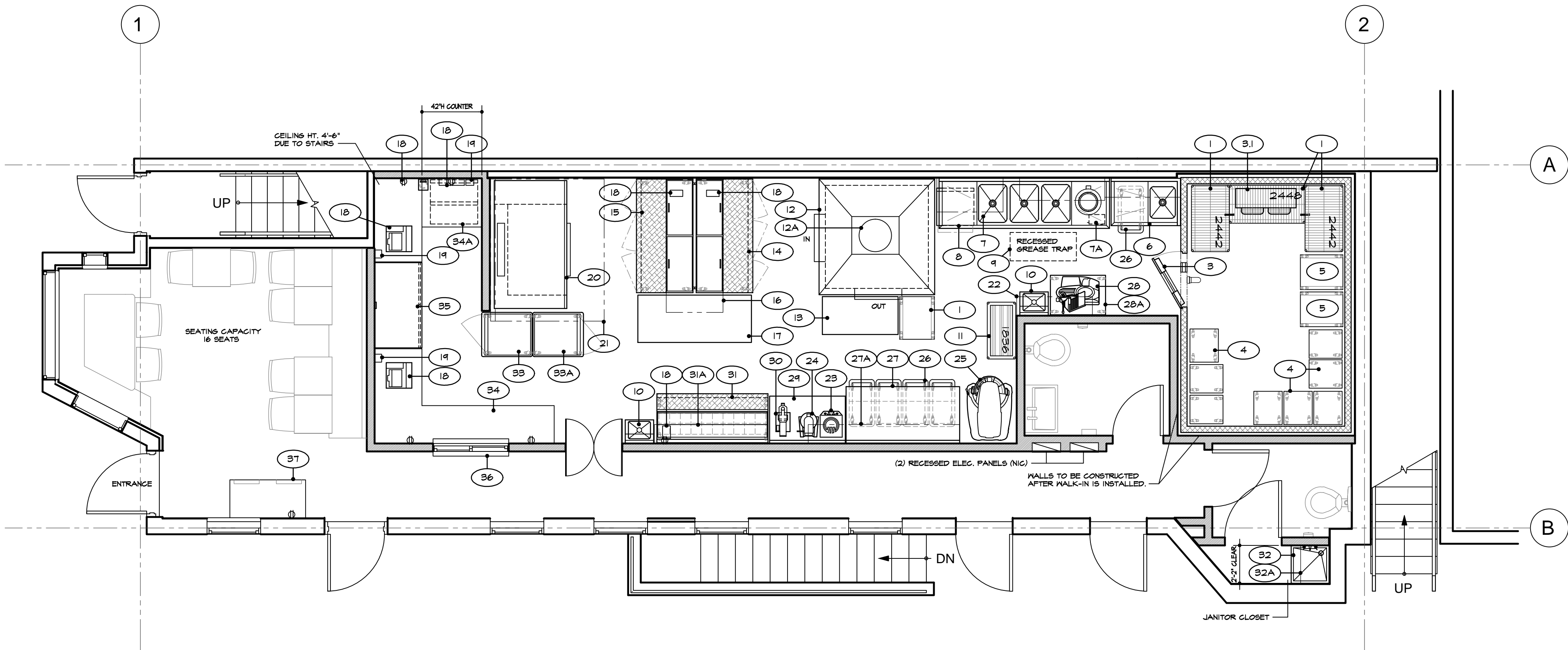



# EXHIBIT 18 Equipment Plan

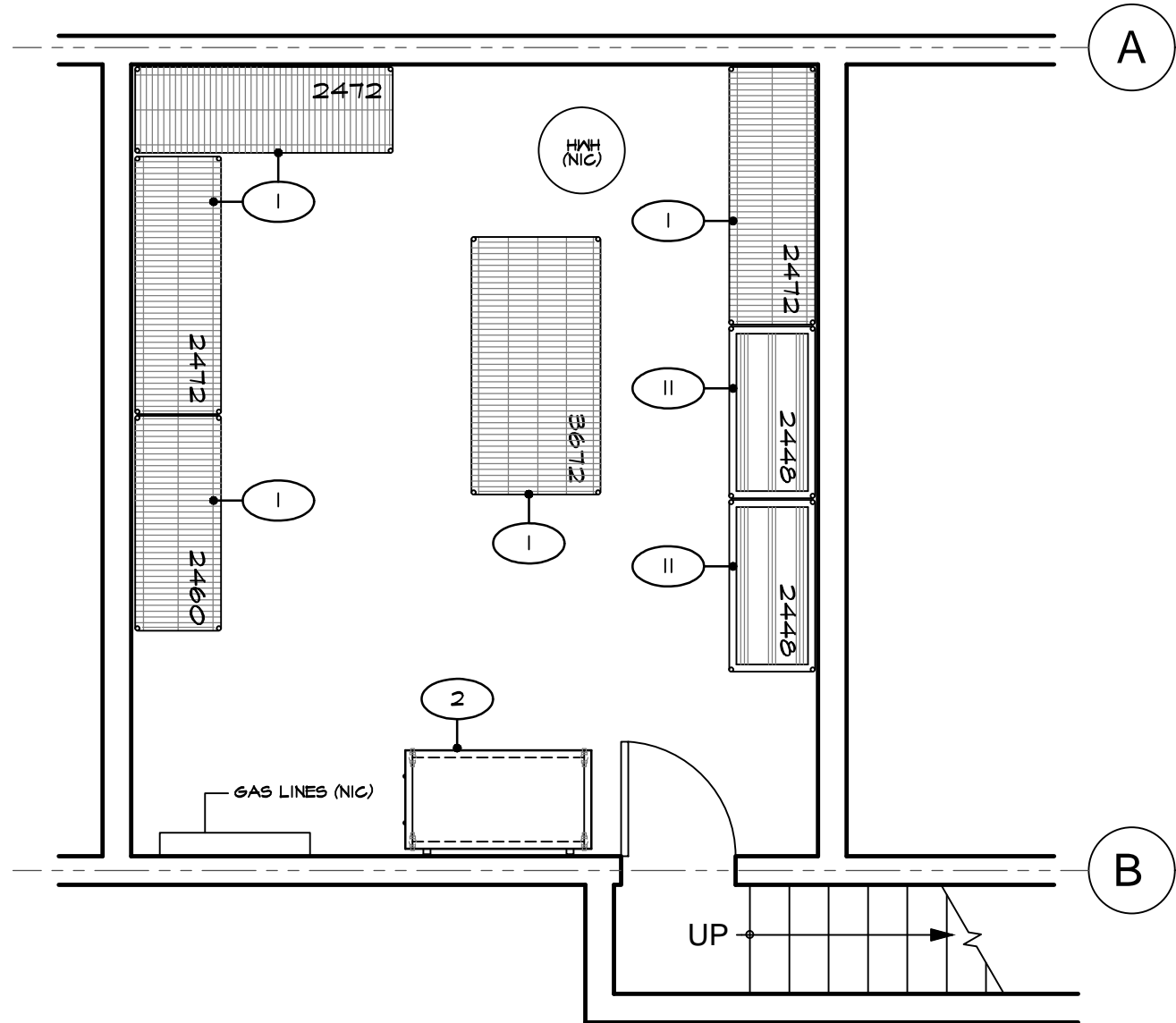
CAD FILE: DELLA BARBA-EGP/ 10/26/20/ /K/S/SPACE BY SPIELMAN



**EQUIPMENT PLAN**  
SCALE: 1/4" = 1'-0" MAIN FLOOR



**COMPRESSOR PLAN**



**EQUIPMENT PLAN**  
SCALE: 1/4" = 1'-0" BASEMENT

**EQUIPMENT PLAN**

**DIVISION 11 NOTES**

- DIV.11 TO PROVIDE THE NECESSARY MATERIALS, LABOR, SERVICES AND INCIDENTALS NECESSARY FOR THE COMPLETION OF THESE SECTIONS OF WORK INCLUDING BUT NOT LIMITED TO ADHESIVE, CAULKING, SEALING, TRIM STRIPS, CHASES, CORNER GUARDS, CORNER TRIMS, FILLER/CLOSURE PANELS, CANT STRIPS AND/OR FASTENERS REQUIRED TO COMPLETE THE INSTALLATION.
- DIV.11 SHALL PROTECT ALL EQUIPMENT FROM FIRE, THEFT AND DAMAGE IN STORAGE AND DURING INSTALLATION. THIS SHALL ALSO INCLUDE EXISTING/REUSED EQUIPMENT REQUIRING RELOCATION AND REINSTALLATION IF SPECIFIED.
- DIV.11 SHALL SIZE AND LOCATE ALL CONCRETE BASES, WALL OPENINGS FOR EQUIPMENT, FLOOR DEPRESSIONS, WALL BLOCKING AND RECESSES REQUIRED FOR EQUIPMENT.
- DIV.11 TO PROVIDE EMERGENCY GAS SHUT-OFF VALVE(S) AS REQUIRED FOR VENTILATOR FIRE SUPPRESSION SYSTEM AND GAS REGULATORS ON INDIVIDUAL PIECES OF GAS FIRED EQUIPMENT IN ACCORDANCE WITH THE MANUFACTURER'S RECOMMENDATIONS TO BE INSTALLED BY DIV.01.
- DIV.11 TO FURNISH FAUCETS WITH NIPPLES, ELBOWS, SUPPLY LINES AND VALVE STOPS. SINK DRAINS COMPLETE WITH REAR-CONNECT OVERFLOWS, 4" LONG CHROME PLATED TAIL PIECE(S), CHROME PLATED SPLASH MOUNTED VACUUM BREAKERS, BACKFLOW PREVENTERS, ETC. FOR EACH EQUIPMENT ITEM AS REQUIRED AND SPECIFIED.
- ALL EXPOSED PLUMBING RELATED TO OR IN CONNECTION WITH FOODSERVICE ITEMS TO BE CHROME PLATED. INDIRECT WASTES SHALL BE CHROME PLATED & ARE TO DRIP OVER AND INTO FLOOR DRAINS. WHERE DRAINS AND/OR SUPPLY LINES RUN UNDER EQUIPMENT PROVIDE THE PROPER SUPPORT FROM THE UNDERSIDE OF THE EQUIPMENT TO ELIMINATE INTERFERENCE WITH CLEANING AND/OR MAINTENANCE.
- DIV.11 TO FURNISH ALL ELECTRICALLY OPERATED PORTABLE AND/OR MOVABLE EQUIPMENT ITEMS WITH FACTORY INSTALLED 3-WIRE OR 4-WIRE HEAVY DUTY INSULATED CORD WITH A GROUNDING PLUG WITH ONE LEG OF THE CORD GROUNDING TO A CONDUIT PORTION OF THE ITEM FRAME. DIV.11 TO SECURE CORDS, TO THE UNDERSIDE OF THE EQUIPMENT, ON PORTABLE AND/OR MOVABLE EQUIPMENT AS TO ALLOW EASE OF MAINTENANCE OR AS REQUIRED BY OWNER.

**SYMBOL LEGEND:**

AREA FLOOR DRAIN (AFD) BY DIV.22	SINGLE RECEPT. (SR)
FLOOR DRAIN (FD) BY DIV.22	DUPLEX RECEPT. (DR)
FUNNEL FLOOR DRAIN (FFD) BY DIV.22	SWITCH (SW)
DRAIN BY DIV.22	FIRE PROT. PULL (FP)

**IMPORTANT NOTE: ALL TRADES**

IT IS THE RESPONSIBILITY OF ALL MEP TRADES & THE FEC TO VERIFY UTILITY REQUIREMENTS FOR ALL EXISTING RELOCATED, VENDOR AND OWNER SUPPLIED EQUIPMENT NOTED ON THESE DRAWINGS TO INSURE A PROPER, PROFESSIONAL AND COMPLETE INSTALLATION OF ALL EQUIPMENT.

ALL MEP TRADES & FEC TO UTILIZE EXISTING UTILITIES & FLOOR DRAINS BEFORE PROVIDING NEW UTILITIES & FLOOR DRAINS.

**IMPORTANT NOTE: CONTRACTOR**

IT IS THE RESPONSIBILITY OF THIS CONTRACTOR TO FIELD VERIFY ALL EXISTING WALLS LOCATIONS AND EXISTING EQUIPMENT. ALL DIMENSIONS ARE INDICATED FOR REFERENCE ONLY AND ARE TO BE FIELD VERIFIED PRIOR TO ANY WORK. CONTACT THE OWNER AND ARCHITECT IF ANY DISCREPANCIES OCCUR. FEC AND ALL TRADES TO COORDINATE PRIOR TO CUTTING ANY PENETRATIONS IN THE FLOOR SLAB.

**NOTE TO GENERAL CONTRACTOR**

REFER TO SPECIAL CONDITIONS PLAN FOR ALL CLEAR AND HOLD DIMENSIONS TO INSURE A PROPER, PROFESSIONAL AND COMPLETE INSTALLATION OF ALL EQUIPMENT.

**SPACE BY SPIELMAN LTD.**

COMPLETE FOODSERVICE DESIGN SERVICES  
2200 ARCH ST. STE. 305 PHILADELPHIA 19103  
PHONE 215-922-1916 FAX 215-923-1916  
WEBSITE WWW.SPACEBYSPIELMAN.COM  
EMAIL SPACEBYSPIELMAN@GMAIL.COM

THIS DRAWING AND THE CONCEPTS THEREIN ARE THE SOLE PROPERTY OF SPACE BY SPIELMAN LTD. ARE CONFIDENTIAL AND MAY NOT BE REPRODUCED IN ANY FORM WITHOUT THE WRITTEN PERMISSION OR CONSENT OF SPACE BY SPIELMAN LTD. WHO RESERVES THE RIGHT TO TAKE LEGAL ACTION AND CHARGE A PENALTY FEE INCLUDING ALL LEGAL AND ATTORNEY'S FEES OCCURRING FROM THEIR USE.

**ARCHITECTS  
INTERIORS**

9990 Fairfax Blvd, Suite 530, Fairfax, VA 22030

(703) 503-5555 www.formdesign.net

THE SHAPE OF THINGS TO COME

Project Name:

**1382 EAST  
CAPITOL ST,  
NE, WASHINGTON  
DC 20003**

Project Number:

No. **19-034**

Issued:

Date	Description

**CLIENT APPROVAL**

SIGNATURE OF AUTHORIZED REPRESENTATIVE

APPROVED BY: \_\_\_\_\_

DATE: \_\_\_\_\_

Seal:

Sheet Title:

**FOODSERVICE EQUIPMENT  
PLAN**

Drawn By: \_\_\_\_\_ Checked By: \_\_\_\_\_

SBS \_\_\_\_\_ SBS \_\_\_\_\_

Scale: \_\_\_\_\_

AS NOTED

Sheet No.:

**K101**