SYMBOLS

REVISED AS OF 8-27-24

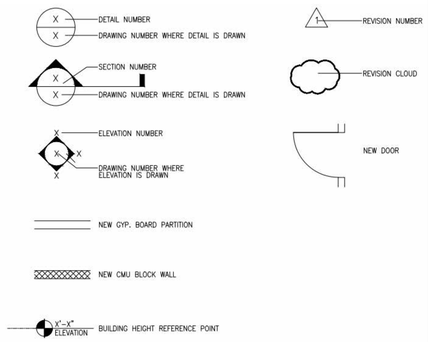

ABBREVIATIONS

AFF	ABOVE FINISHED FLOOR	PNL	PANEL(S)
ALUM.	ALUMINUM	PT	PRESSURE TREATED
APPROX	APPROXIMATE	PTD	PAINTED
ARCH	ARCHITECTURAL	PTN	PARTITION
ATC	ACCOUSTIC TILE CEILING	RD	ROOF DRAIN
BD	BOARD	REQ'D	REQUIRED
BLDG	BUILDING	SECT	SECTION
BLKG	BLOCKING	SG	SPLASH GUARD
B.O.	BOTTOM OF	S	SOUTH
CG	CORNER GUARD	SL	SLIDER, SLIDING
CMU	CONCRETE MASONRY UNIT	SS	STAINLESS STEEL
CFCI	CONTRACTOR FURNISHED CONTRACTOR INSTALLED	STN	STONE
COL	COLUMN	STOR	STORAGE
CONST	CONSTRUCTION	SUSP	SUSPENDED
CONC	CONCRETE	SVF	SEAMLESS VINYL FLOORING
C.O.	CLEAN OUT	SYMM	SYMMETRICAL
DTL	DETAIL	TD	TRENCH DRAIN
DIA	DIAMETER	T&G	TONGUE & GROVE
DIM	DIMENSION	TEMP	TEMPORARY
DN	DOWN	THK	THICK
DR	DOOR	T.O.	TOP OF
DWG	DRAWING(S)	T.O.S	TOP OF STEEL OR SLAB
E	EAST	TYP	TYPICAL
EA	EACH	U/C	UNDER COUNTER
E.C.O	EXTERIOR CLEAN OUT	UV	ULTRA VIOLET
ELEC	ELECTRICAL	VCT	VINYL COMPOSITION TILE
EQ	EQUAL	VNL	VINYL
ETR	EXISTING TO REMAIN	W	WEST
EXIST	EXISTING	W/	WITH
F.D.	FLOOR DRAIN	W/O	WITHOUT
FF	FINISHED FLOOR	WD	WOOD
FG	FULL GLASS	WDO	WINDOW
FO	FACE OF		
FRT	FIRE RETARDANT TREATED		
GA	GAUGE		
GALV	GALVANIZED		
GYP BD	GYSUM WALL BOARD		
HC	HANDICAP		
HDW	HARDWARE		
HM	HOLLOW METAL		
INST	INSTALL(ATION)		
INT	INTERIOR OR INTEGRAL		
LB	POUND		
LU	LEG UNIT		
MAT	MATERIAL		
MECH	MECHANICAL		
MET	METAL		
MDF	MEDIUM DENSITY FIBERBOARD		
MFG	MANUFACTURER		
MO	MASONRY OPENING		
MTD	MOUNTED		
NIC	NOT IN CONTRACT		
N	NORTH		
OFCI	OWNER FURNISHED OWNER INSTALLED		
ORIG	ORIGINAL		
PLYWD	PLYWOOD		

3207 6th St. NW

Washington DC, 20010



PROJECT INFORMATION

ZONING INFORMATION:

ADDRESS:	3207 6TH ST NW
LANDLORD:	N/A
LEGAL JURISDICTION:	WASHINGTON, DC
ZONING CLASSIFICATION:	N/A
FRONT SET BACK:	N/A
SIDE SET BACK:	N/A
REAR SET BACK:	N/A
USE GROUP:	R-3
BUILDING AREA:	N/A
BUILDING HEIGHT:	N/A
NO. OF FLOORS:	N/A

DESIGN CRITERIA:

OCCUPANT LOAD:	N/A
TYPE OF CONSTRUCTION:	IVHT
FULLY SPRINKLERED:	N/A
FIRE ALARM:	N/A

APPLICABLE BUILDING CODES:

FIRE:
2021 INTERNATIONAL FIRE CODE
2021 INTERNATIONAL BUILDING CODE

SPRINKLER SYSTEM:
2016 NFPA 13 INSTALLATION OF SPRINKLER SYSTEMS

FIRE ALARM:
2021 INTERNATIONAL FIRE CODE

ELECTRICAL CODE:
2020 NATIONAL ELECTRICAL CODE

STRUCTURAL:
2021 INTERNATIONAL RESIDENTIAL CODE
2021 INTERNATIONAL BUILDING CODE

MECHANICAL/ENERGY:
2021 INTERNATIONAL MECHANICAL CODE
2021 INTERNATIONAL ENERGY CONSERVATION CODE
2021 INTERNATIONAL FUEL GAS CODE

GENERAL ARCHITECTURAL NOTES

1. ALL WORK SHALL COMPLY WITH ALL APPLICABLE CODES, STANDARDS, ORDINANCES,REGULATIONS,AND LAWS OF THE STATE OF MARYLAND.
2. DO NOT START CONSTRUCTION UNTIL ALL REQUIRED PERMIT APPROVALS ARE OBTAINED.
3. CONTRACTOR SHALL FURNISH AND INSTALL ALL ITEMS SHOWN OR IMPLIED ON THE DRAWINGS U.N.O.
4. CONTRACTOR SHALL FIELD VERIFY ALL EXISTING DIMENSIONS AND CONDITIONS SHOWN IN THE DRAWINGS, ANY DISCREPANCIES SHOULD BE BROUGHT TO THE ATTENTION OF THE ARCHITECT PRIOR TO COMMENCING ANY WORK.
5. ALL DIMENSIONS ARE TO FINISHED FACE OF CONSTRUCTION U.N.O.
6. ALL WINDOW AND DOOR OPENING DIMENSIONS ARE TO ROUGH OPENING.
7. ALL PENETRATIONS THROUGH EIFS SHALL BE SEALED WITH MANUFACTURER APPROVED SEALANTS.
8. CAULK ALL JOINTS AROUND OPENINGS TO PROVIDE A WATER TIGHT AND AIR TIGHT SEAL. JOINTS GREATER THAN 3/8" SHALL BE FILLED WITH BACK UP MATERIAL. EXPOSED CAULKING AND SEALANT SHALL MATCH IN COLOR ALL ABUTTING MATERIAL AND NATURAL OR PAINTED FINISHES.
9. CONTRACTOR SHALL PROVIDE MOCKUP OF EXTERIOR EIF FINISHES PRIOR TO ERECTION.
10. ALL SUBSTITIONS MUST BE APPROVED BY THE ARCHITECT.
11. CONTRACTOR SHALL PROVIDE ALL SUBS WITH A COMPLETE SET OF APPROVED CONSTRUCTION DRAWINGS PRIOR TO COMMENCEMENT OF WORK.
12. CONTACT ARCHITECT IF ANY ABBREVIATIONS ARE NOT CLEAR.
13. APPROVED FLASHINGS SHALL BE PROVIDED AT THE TOP AND SIDES OF ALL WINDOW AND EXTERIOR DOOR OPENINGS, WALL AND ROOF INTERSECTIONS.
14. GLAZING SHALL COMPLY WITH SAFETY GLAZING AND CODE STANDARDS.
15. WHERE DOOR DIMENSIONS ARE NOT GIVEN, THE DIMENSION SHALL BE 3" FROM THE FINISHED FACE OF DRYWALL TO FACE OF ROUGH OF OPENING.
16. PROVIDE ALL BASES, BLOCKING AND ANCHORS REQUIRED FOR ACCESSORIES, MECHANICAL, ELECTRICAL, AND OTHER EQUIPMENT.

SCOPE OF WORK

THE SCOPE OF THIS PROJECT IS TO BUILD TWO NEW DWELLINGS ON THE PROPOSED SUBDIVISION WITH ONE HOUSE ON EACH LOT. CONSTRUCTION ON LOTS TO BE CODE COMPLIANT WITH REGULATION FOR BUILDING ON ALLEY LOTS.

DRAWING INDEX

ARCHITECTURAL

C000	COVER SHEET
A001	SITE PLAN
A002	BASEMENT/1ST FLOOR DETAIL
A003	2ND FLOOR DETAIL
A004	ELEVATIONS/ SECTIONS

LOCATION MAP

VICINITY MAP

Jibri Samuel Wright
Architectural Drafter
(773) 806-9554
8484 16TH St. Silver Spring, MD 20910

No.	Description	Date

Olusola Pyne

3207 Row Houses Project

Cover Sheet

Project Number	Project Number
Date	Issue Date
Drawn By	Author
Checked By	Checker

C000

Scale

3/25/2026 11:43:46 AM

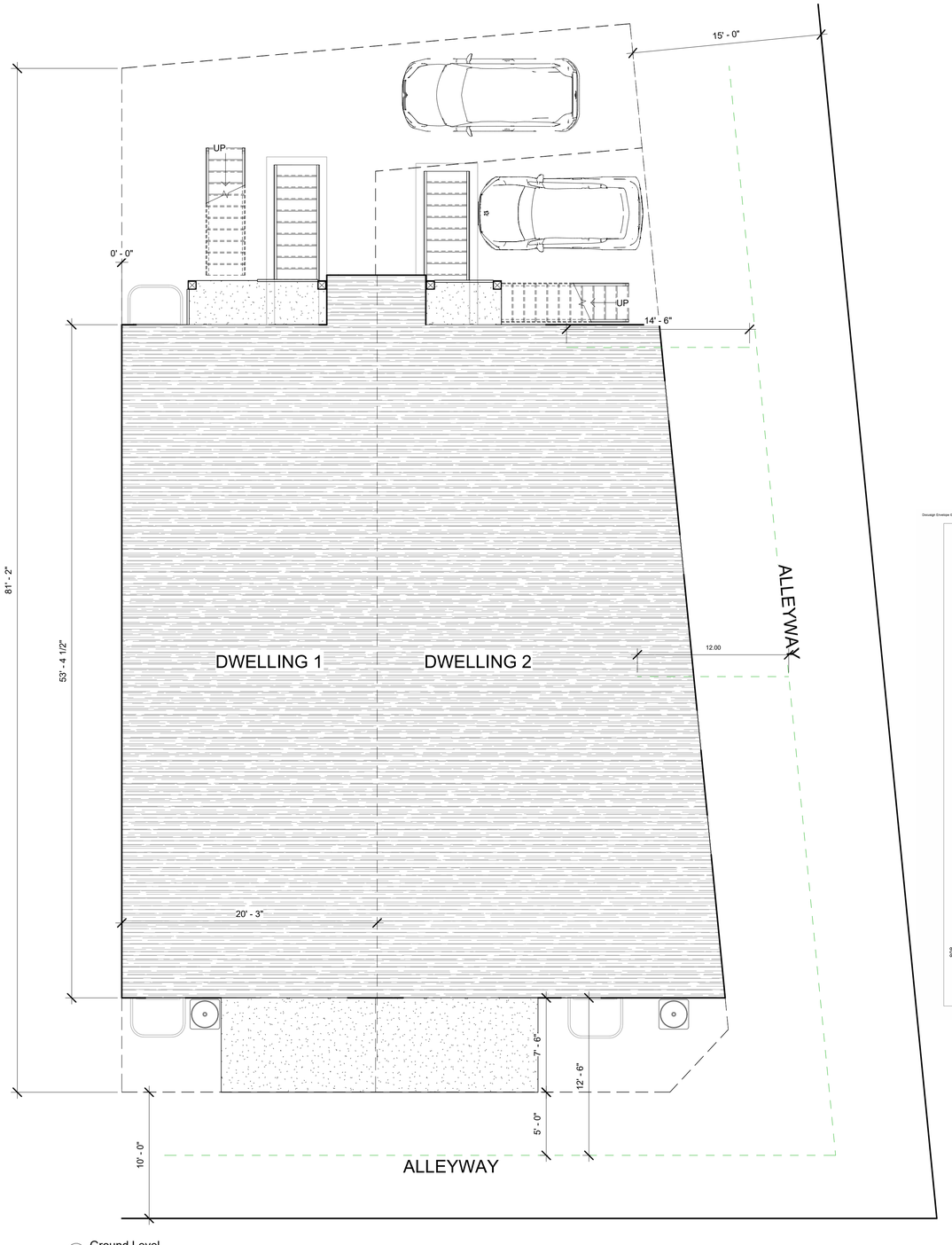

1 Ground Level
3/16" = 1'-0"

EXISTING

NEW CONSTRUCTION

DEMOLISHED

GENERAL RENOVATION NOTES

A. CONTRACTOR SHALL VERIFY ALL DIMENSIONS WITH EXISTING CONDITIONS FOR SIZES, QUANTITIES, AND LOCATIONS.

B. ALL EXISTING ITEMS TO REMAIN SHALL BE PROTECTED DURING DEMOLITION AND NEW CONSTRUCTION.

C. IN AREAS OF WORK, AT EXISTING WALLS TO REMAIN WHERE OUTLETS, ETC. ARE REMOVED, PATCH AND REPAIR WALL TO MATCH EXISTING WALL TEXTURE. PREPARE WALL TO RECEIVE NEW FINISHES.

D. ALL LOOSE ITEMS (ARTWORK, FRAMED PICTURES, ETC.) ON WALL WILL BE REMOVED BY OWNER. FIXED ITEMS ON WALLS WILL REMAIN IN PLACE DURING CONSTRUCTION. CONTRACTOR SHALL REMOVE ALL EXISTING WALL SIGNAGE ADJACENT TO DOOS AND TURN OVER TO OWNER.

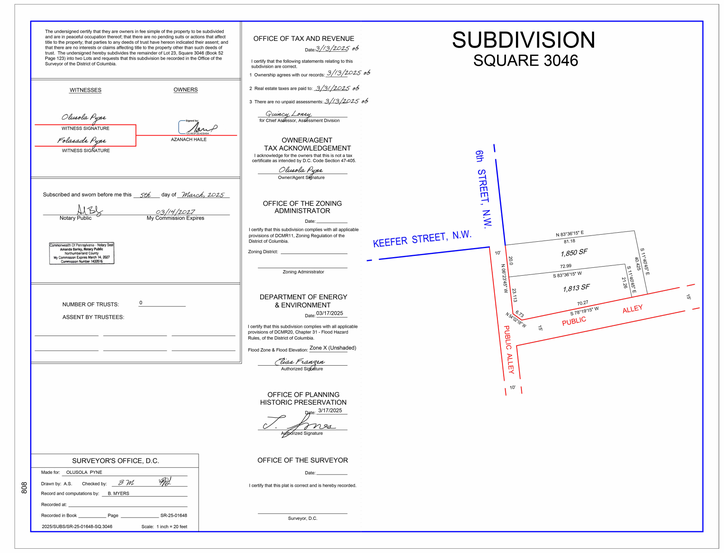

GENERAL NOTES

DO NOT SCALE FROM DRAWING UNLESS SCALE SPECIFIED

ALL WORK IS TO CONFORM TO ALL LOCAL AND NATIONAL CODES

Jibri Samuel Wright
Architectural Drafter
(773) 806-9554
8484 16TH St. Silver Spring, MD 20910

No.	Description	Date

Olusola Pyne

3207 Row Houses Project

Site Plan

Project number	Project Number
Date	Issue Date
Drawn by	Author
Checked by	Checker

A001

Scale	As indicated

3/25/2026 11:43:48 AM

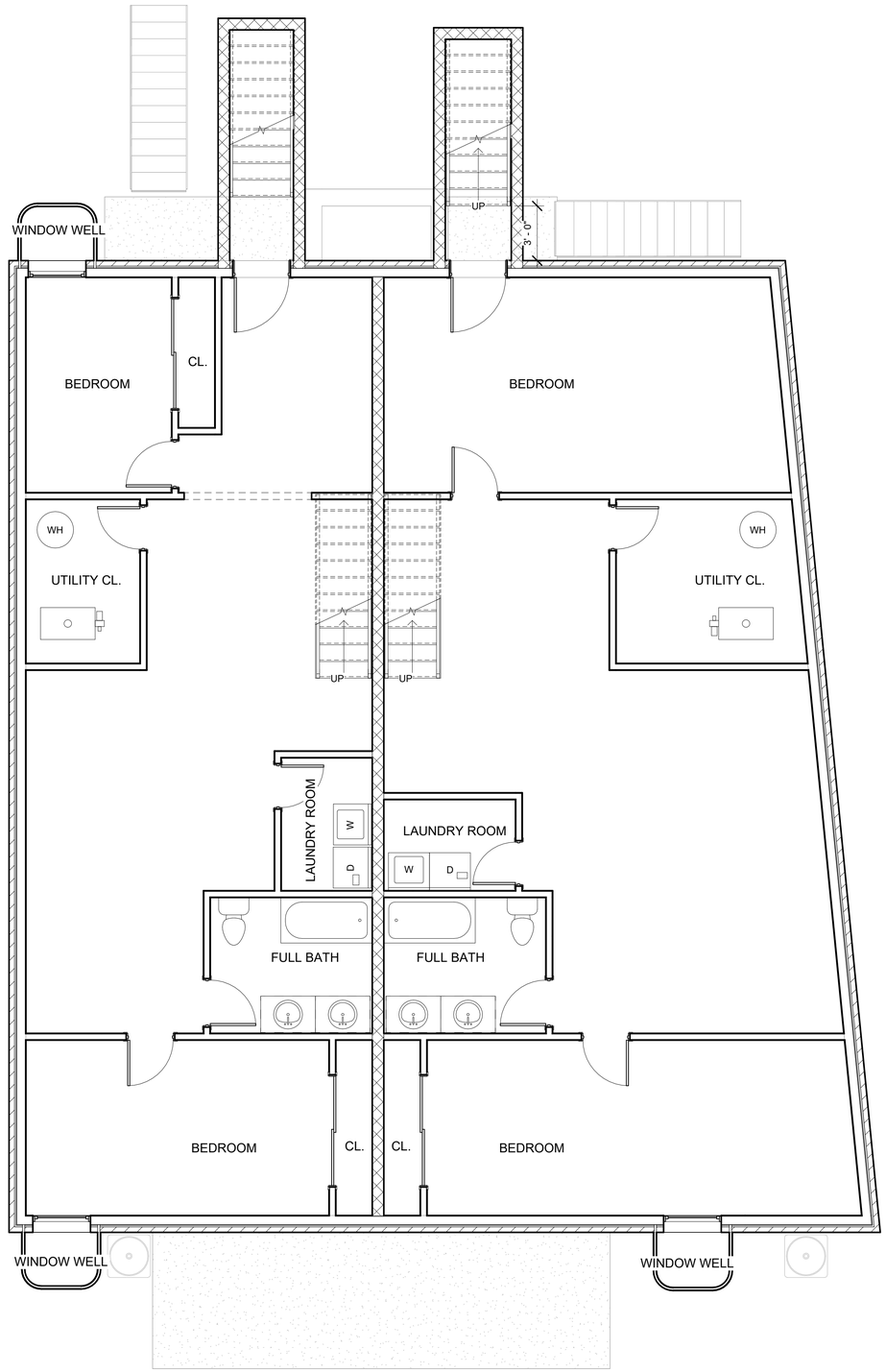

3 Basement Floor
1/4" = 1'-0"

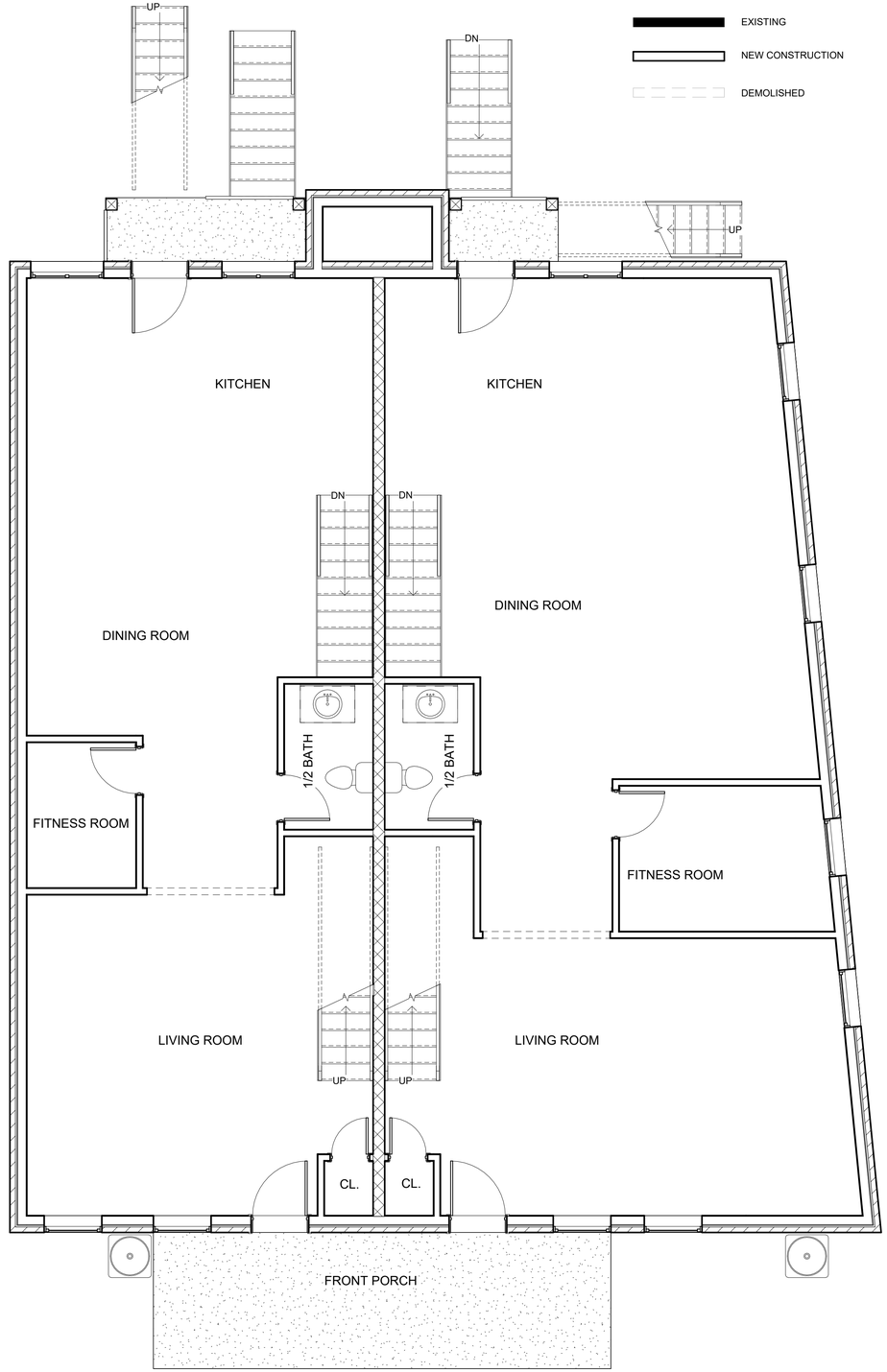

1 First Floor
1/4" = 1'-0"

GENERAL NOTES

DO NOT SCALE FROM DRAWING UNLESS SCALE SPECIFIED

ALL WORK IS TO CONFORM TO ALL LOCAL AND NATIONAL CODES

Jibri Samuel Wright
Architectural Drafter
(773) 806-9554
8484 16TH St. Silver Spring, MD 20910

No.	Description	Date

Olusola Pyne

3207 Row Houses Project

Basement/1st Floor Detail

Project number	Project Number
Date	Issue Date
Drawn by	Author
Checked by	Checker

A002

Scale 1/4" = 1'-0"

3/25/2026 11:43:48 AM

EXISTING

NEW CONSTRUCTION

DEMOLISHED

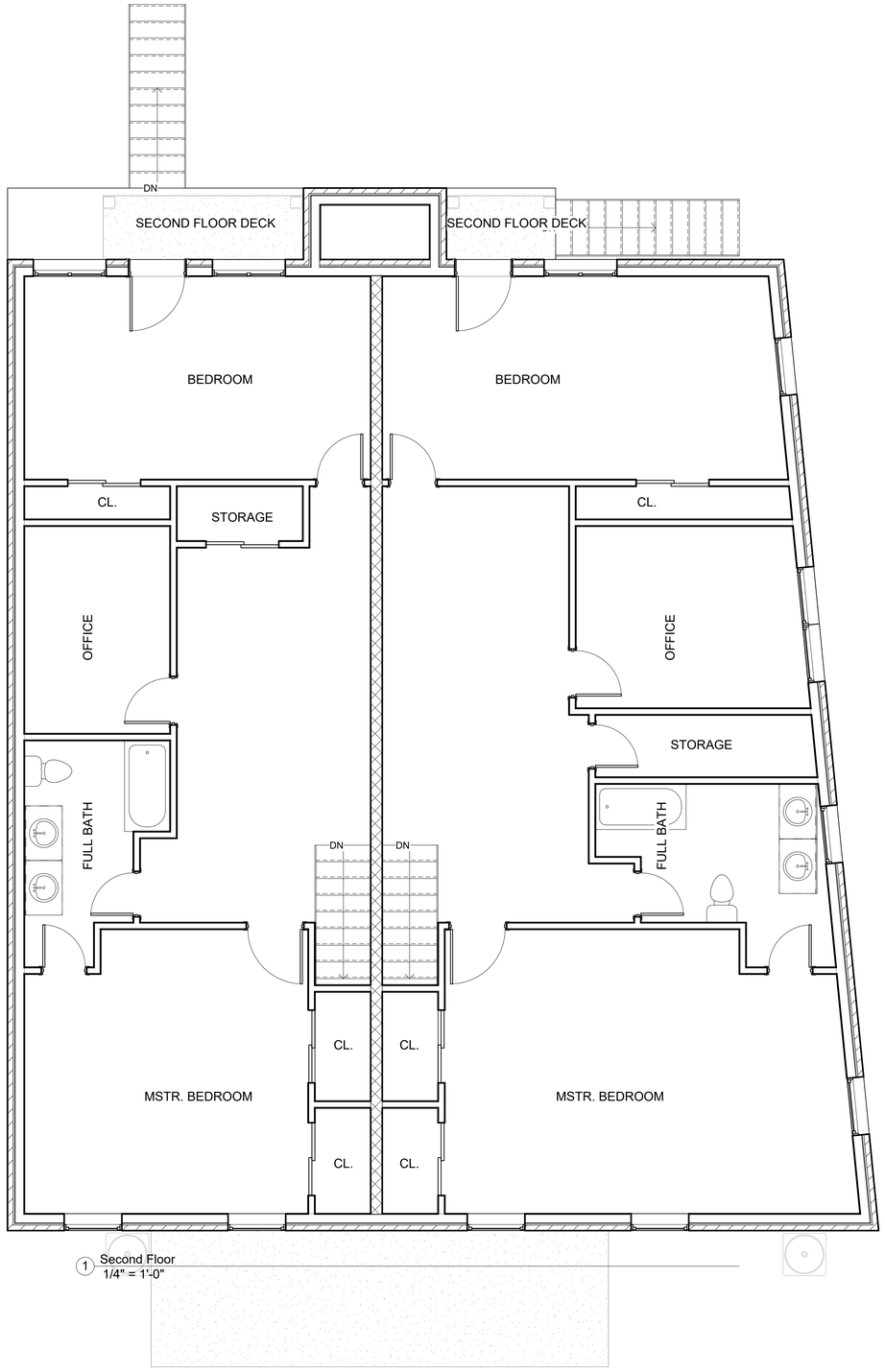

1 Second Floor
1/4" = 1'-0"

GENERAL NOTES

DO NOT SCALE FROM DRAWING UNLESS SCALE SPECIFIED

ALL WORK IS TO CONFORM TO ALL LOCAL AND NATIONAL CODES

Jibri Samuel Wright
Architectural Drafter
(773) 806-9554
8484 16TH St. Silver Spring, MD 20910

No.	Description	Date

Olusola Pyne

3207 Row Houses Project

2nd Floor Detail

Project number	Project Number
Date	Issue Date
Drawn by	Author
Checked by	Checker

A003

Scale 1/4" = 1'-0"

3/25/2026 11:43:48 AM

KEYED NOTES (THIS SHEET)

A. BASEMENT LEVEL REFERS TO LEVEL ON SITE RELATIVE TO LEVEL OF BASEMENT FLOOR.

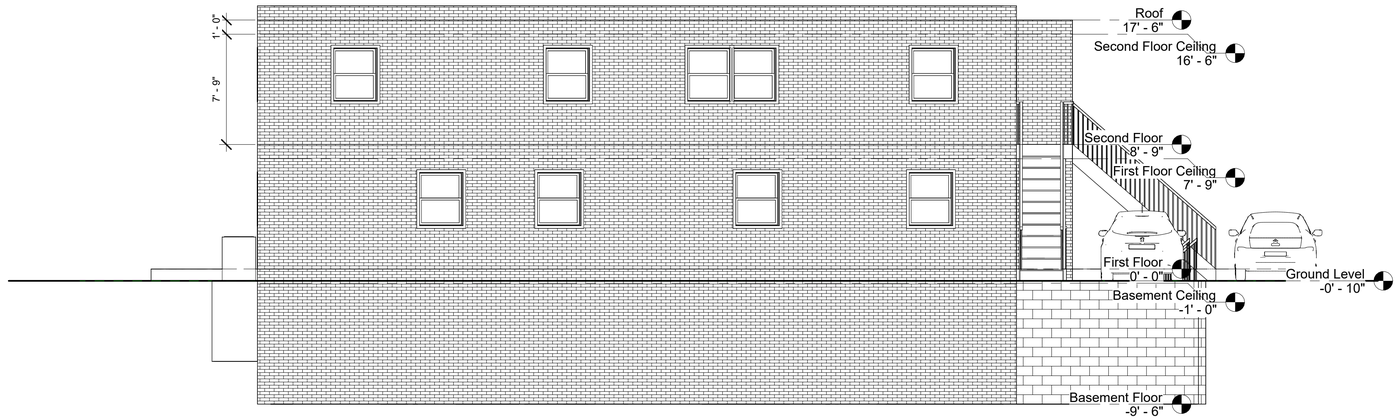

1 East
3/16" = 1'-0"

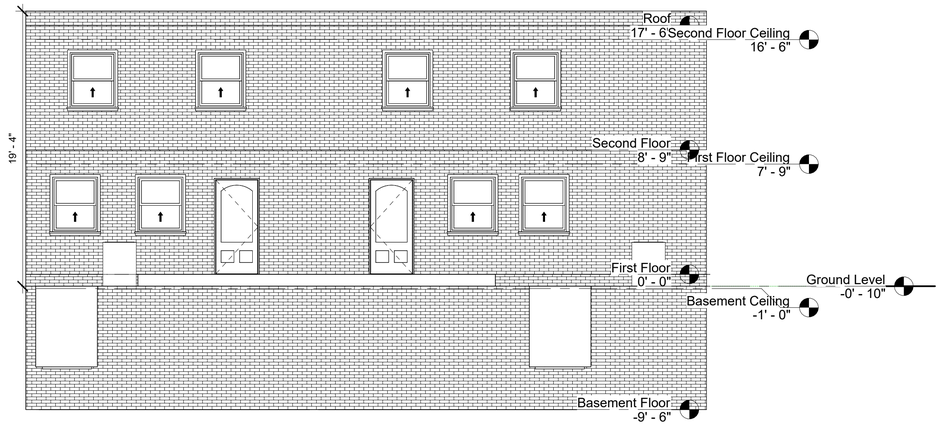

3 South
3/16" = 1'-0"

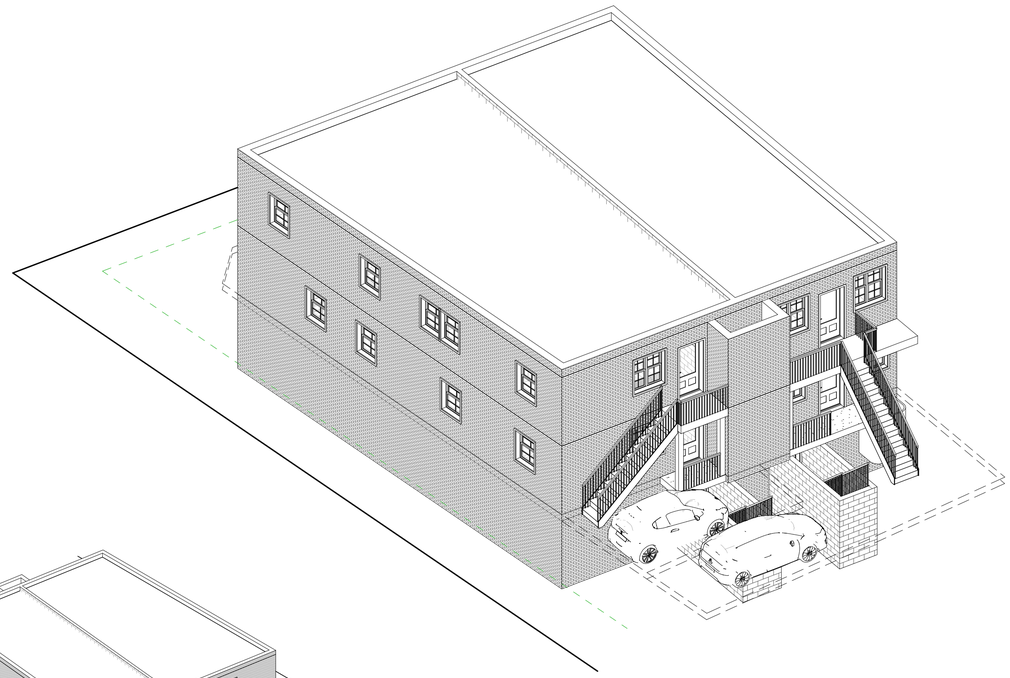

2 3D View Back

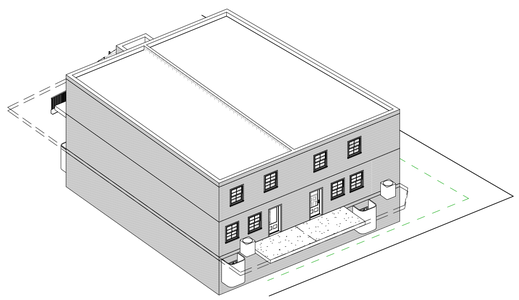

5 3D View Front

GENERAL NOTES

DO NOT SCALE FROM DRAWING UNLESS SCALE SPECIFIED

ALL WORK IS TO CONFORM TO ALL LOCAL AND NATIONAL CODES

Jibri Samuel Wright
Architectural Drafter
(773) 806-9554
8484 16TH St. Silver Spring, MD 20910

No.	Description	Date

Olusola Pyne

3207 Row Houses Project

Elevations/Sections

Project number	Project Number
Date	Issue Date
Drawn by	Author
Checked by	Checker

A004

Scale	3/16" = 1'-0"

3/25/2026 11:43:53 AM